

Product Range

Check valves
Type 561 and Type 562



Table of contents

	Page
PVC-U metric	4
PVC-U metric silicone free Paintcompatible and oil free	10
PVC-U Inch BS	12
PVC-U ASTM/ANSI	13
PVC-U ASTM/ANSI/BS Silicone free/paintcompatible	14
PVC-U JIS	15
PVC-C metric	17
PVC-C metric silicone free/paintcompatible	19
PVC-C ASTM/ANSI/BS	20
PVC-C ASTM/ANSI silicone free Paint compatible	21
ABS metric	22
ABS silicone free/paint compatible	24
ABS Inch BS	25
PROGEF Standard metric	26
PROGEF Standard ASTM/ANSI	37
PROGEF Plus metric/ASTM/ANSI/BS	38
SYGEF Standard metric/ASTM/ANSI	42
Spare parts	50
Code-Index	54

PVC-U metric

Cone check valves

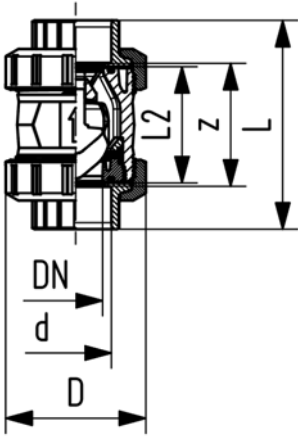
Check valve type 561 PVC-U With solvent cement sockets metric



Model:

- Designed for easy installation and removal
- Sealing at a minimum water column of 2m
- Vibration free even at high flow velocity
- Flow-optimized return cone, double guided
- For horizontal or vertical installation
- Compact installation length, same as ball valve type 546
- Z-length, end connectors and union nuts **not** compatible with type 360
- New DN65-DN100

Available from 2nd quarter 2011



d [mm]	DN [mm]	PN	kv-value (Δp=1 bar) [l/min]	EPDM Code	FPM Code	D [mm]	L [mm]	L2 [mm]	z [mm]	closest inch
16	10	16	190	161 561 001	161 561 011	50	92	56	64	3/8
20	15	16	180	161 561 002	161 561 012	50	95	56	64	1/2
25	20	16	380	161 561 003	161 561 013	58	110	65	72	3/4
32	25	16	460	161 561 004	161 561 014	68	123	71	79	1
40	32	16	850	161 561 005	161 561 015	84	146	85	94	1 1/4
50	40	16	1080	161 561 006	161 561 016	97	157	89	95	1 1/2
63	50	16	1670	161 561 007	161 561 017	124	183	101	107	2
75	65	16	2950	161 561 008	161 561 018	166	233	136	144	2 1/2
90	80	16	3600	161 561 009	161 561 019	200	254	141	151	3
110	100	16	4150	161 561 010	161 561 020	238	301	164	174	4

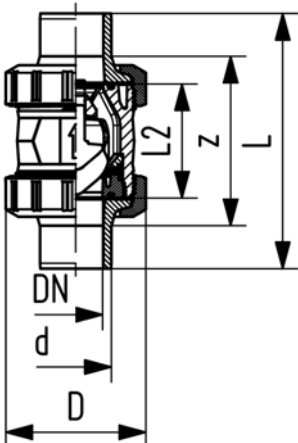
Check valve type 561 PVC-U With solvent cement spigots metric



Model:

- Designed for easy installation and removal
- Sealing at a minimum water column of 2m
- Vibration free even at high flow velocity
- Flow-optimized return cone, double guided
- For horizontal or vertical installation
- Compact installation length, same as ball valve type 546
- Z-length, end connectors and union nuts **not** compatible with type 360
- New DN65-DN100

Available from 2nd quarter 2011



d [mm]	DN [mm]	PN	kv-value (Δp=1 bar) [l/min]	EPDM Code	FPM Code	D [mm]	L [mm]	L2 [mm]	closest inch
16	10	16	190	161 561 041	161 561 051	50	114	56	3/8
20	15	16	180	161 561 042	161 561 052	50	124	56	1/2
25	20	16	380	161 561 043	161 561 053	58	144	65	3/4
32	25	16	460	161 561 044	161 561 054	68	154	71	1
40	32	16	850	161 561 045	161 561 055	84	174	85	1 1/4
50	40	16	1080	161 561 046	161 561 056	97	194	89	1 1/2
63	50	16	1670	161 561 047	161 561 057	124	224	101	2
75	65	16	2950	161 561 048	161 561 058	166	284	136	2 1/2
90	80	16	3600	161 561 049	161 561 059	200	300	141	3
110	100	16	4150	161 561 050	161 561 060	238	340	164	4

PVC-U metric

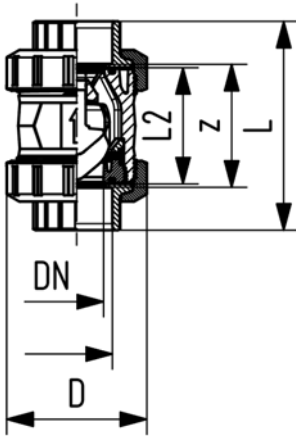
Check valve type 561 PVC-U With threaded sockets Rp



Model:

- Designed for easy installation and removal
- Sealing at a minimum water column of 2m
- Vibration free even at high flow velocity
- Flow-optimized return cone, double guided
- For horizontal or vertical installation
- Compact installation length, same as ball valve type 546
- Z-length, end connectors and union nuts **not** compatible with type 360
- New DN65-DN100

Available from 2nd quarter 2011



Rp [inch]	DN [mm]	PN	kv-value ($\Delta p=1$ bar) [l/min]	EPDM Code	FPM Code	D [mm]	L [mm]	L2 [mm]	z [mm]
3/8	10	10	190	161 561 021	161 561 031	50	95	56	69
1/2	15	10	180	161 561 022	161 561 032	50	100	56	67
3/4	20	10	380	161 561 023	161 561 033	58	114	65	78
1	25	10	460	161 561 024	161 561 034	68	127	71	85
1 1/4	32	10	850	161 561 025	161 561 035	84	146	85	100
1 1/2	40	10	1080	161 561 026	161 561 036	97	152	89	106
2	50	10	1670	161 561 027	161 561 037	124	177	101	121
2 1/2	65	10	2950	161 561 028	161 561 038	166	233	136	144
3	80	10	3600	161 561 029	161 561 039	200	254	141	151
4	100	10	4150	161 561 030	161 561 040	238	301	164	174

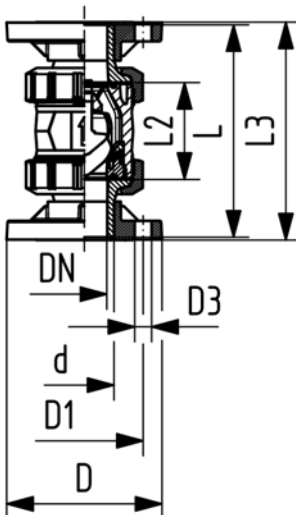
Check valve type 561 PVC-U With fixed flanges metric



Model:

- Designed for easy installation and removal
- Sealing at a minimum water column of 2m
- Vibration free even at high flow velocity
- Flow-optimized return cone, double guided
- For horizontal or vertical installation
- Compact installation length, same as ball valve type 546
- Z-length, end connectors and union nuts **not** compatible with type 360
- Installation length according to EN 558-1
- Connecting dimension: ISO 7005 PN10, EN 1092 PN10, DIN 2501 PN10

Available from 2nd quarter 2011



d [mm]	DN [mm]	PN	kv-value ($\Delta p=1$ bar) [l/min]	EPDM Code	FPM Code
20	15	16	180	161 561 082	161 561 092
25	20	16	380	161 561 083	161 561 093
32	25	16	460	161 561 084	161 561 094
40	32	16	850	161 561 085	161 561 095
50	40	16	1080	161 561 086	161 561 096
63	50	16	1670	161 561 087	161 561 097

d [mm]	D [mm]	D1 [mm]	D3 [mm]	L [mm]	L2 [mm]	L3 [mm]	closest inch
20	95	65	14	124	56	130	1/2
25	105	75	14	144	65	150	3/4
32	115	85	14	154	71	160	1
40	140	100	18	174	85	180	1 1/4
50	150	110	18	194	89	200	1 1/2
63	165	125	18	224	101	230	2

PVC-U metric

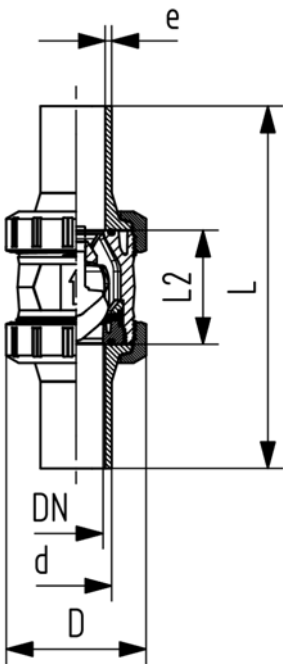
Check valve type 561 PVC-U With butt fusion spigots long PE100 SDR11 metric



Model:

- Designed for easy installation and removal
- Sealing at a minimum water column of 2m
- Vibration free even at high flow velocity
- Flow-optimized return cone, double guided
- For horizontal or vertical installation
- Compact installation length, same as ball valve type 546
- Z-length, end connectors and union nuts **not** compatible with type 360

Available from 2nd quarter 2011



d [mm]	DN [mm]	PN	kv-value ($\Delta p=1$ bar) [l/min]	EPDM Code	D [mm]	L [mm]	L2 [mm]	e [mm]	closest inch
20	15	16	180	161 561 142	50	193	56	2.3	1/2
25	20	16	380	161 561 143	58	216	65	2.3	3/4
32	25	16	460	161 561 144	68	223	71	3.0	1
40	32	16	850	161 561 145	84	249	85	3.7	1 1/4
50	40	16	1080	161 561 146	97	271	89	4.6	1 1/2
63	50	16	1670	161 561 147	124	321	101	5.8	2

PVC-U metric

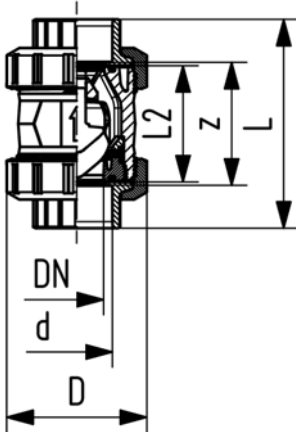
Check valve type 562 PVC-U With solvent cement sockets metric



Model:

- Spring loaded, spring made of stainless steel (1.4310)
- Spring available in other materials, see spare parts
- Designed for easy installation and removal
- Sealing at a minimum water column of 0.5m
- Vibration free even at high flow velocity
- Flow-optimized return cone, double guided
- For horizontal or vertical installation
- Compact installation length, same as ball valve type 546
- Z-length, end connectors and union nuts **not** compatible with type 360
- New DN65-DN100

Available from 2nd quarter 2011



d [mm]	DN [mm]	PN	kv-value ($\Delta p=1$ bar) [l/min]	EPDM Code	FPM Code	D [mm]	L [mm]	L2 [mm]	z [mm]	closest inch
16	10	16	190	161 562 001	161 562 011	50	92	56	64	3/8
20	15	16	180	161 562 002	161 562 012	50	95	56	64	1/2
25	20	16	380	161 562 003	161 562 013	58	110	65	72	3/4
32	25	16	460	161 562 004	161 562 014	68	123	71	79	1
40	32	16	850	161 562 005	161 562 015	84	146	85	94	1 1/4
50	40	16	1080	161 562 006	161 562 016	97	157	89	95	1 1/2
63	50	16	1670	161 562 007	161 562 017	124	183	101	107	2
75	65	16	2950	161 562 008	161 562 018	166	233	136	144	2 1/2
90	80	16	3600	161 562 009	161 562 019	200	254	141	151	3
110	100	16	4150	161 562 010	161 562 020	238	301	164	174	4

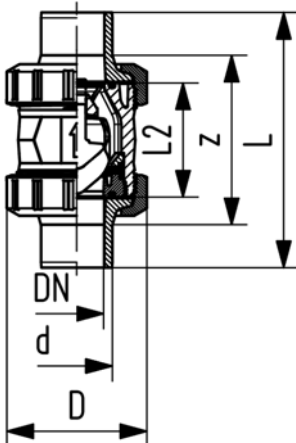
Check valve type 562 PVC-U With solvent cement spigots metric



Model:

- Spring loaded, spring made of stainless steel (1.4310)
- Spring available in other materials, see spare parts
- Designed for easy installation and removal
- Sealing at a minimum water column of 0.5m
- Vibration free even at high flow velocity
- Flow-optimized return cone, double guided
- For horizontal or vertical installation
- Compact installation length, same as ball valve type 546
- Z-length, end connectors and union nuts **not** compatible with type 360
- New DN65-DN100

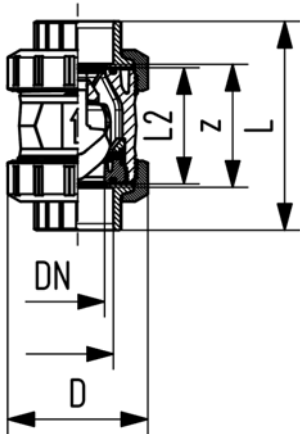
Available from 2nd quarter 2011



d [mm]	DN [mm]	PN	kv-value ($\Delta p=1$ bar) [l/min]	EPDM Code	FPM Code	D [mm]	L [mm]	L2 [mm]	closest inch
16	10	16	190	161 562 041	161 562 051	50	114	56	3/8
20	15	16	180	161 562 042	161 562 052	50	124	56	1/2
25	20	16	380	161 562 043	161 562 053	58	144	65	3/4
32	25	16	460	161 562 044	161 562 054	68	154	71	1
40	32	16	850	161 562 045	161 562 055	84	174	85	1 1/4
50	40	16	1080	161 562 046	161 562 056	97	194	89	1 1/2
63	50	16	1670	161 562 047	161 562 057	124	224	101	2
75	65	16	2950	161 562 048	161 562 058	166	284	136	2 1/2
90	80	16	3600	161 562 049	161 562 059	200	300	141	3
110	100	16	4150	161 562 050	161 562 060	238	340	164	4

PVC-U metric

Check valve type 562 PVC-U With threaded sockets Rp



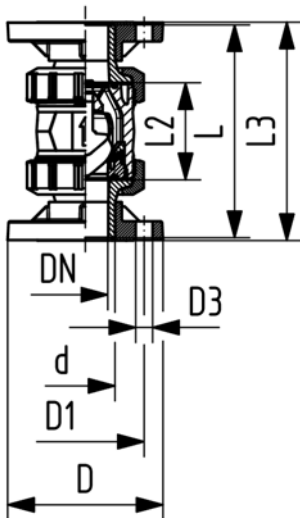
Model:

- Spring loaded, spring made of stainless steel (1.4310)
- Spring available in other materials, see spare parts
- Designed for easy installation and removal
- Sealing at a minimum water column of 0.5m
- Vibration free even at high flow velocity
- Flow-optimized return cone, double guided
- For horizontal or vertical installation
- Compact installation length, same as ball valve type 546
- Z-length, end connectors and union nuts **not** compatible with type 360
- New DN65-DN100

Available from 2nd quarter 2011

Rp [inch]	DN [mm]	PN	kv-value ($\Delta p=1$ bar) [l/min]	EPDM Code	FPM Code	D [mm]	L [mm]	L2 [mm]	z [mm]
3/8	10	10	190	161 562 021	161 562 031	50	95	56	69
1/2	15	10	180	161 562 022	161 562 032	50	100	56	67
3/4	20	10	380	161 562 023	161 562 033	58	114	65	78
1	25	10	460	161 562 024	161 562 034	68	127	71	85
1 1/4	32	10	850	161 562 025	161 562 035	84	146	85	100
1 1/2	40	10	1080	161 562 026	161 562 036	97	152	89	106
2	50	10	1670	161 562 027	161 562 037	124	177	101	121
2 1/2	65	10	2950	161 562 028	161 562 038	166	233	136	144
3	80	10	3600	161 562 029	161 562 039	200	254	141	151
4	100	10	4150	161 562 030	161 562 040	238	301	164	174

Check valve type 562 PVC-U With fixed flanges metric



Model:

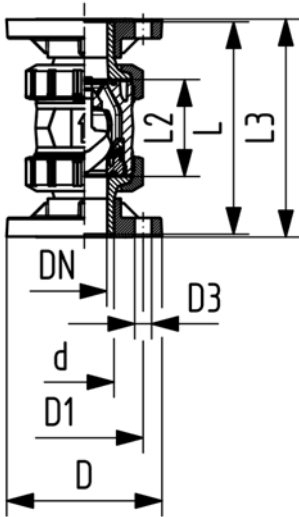
- Spring loaded, spring made of stainless steel (1.4310)
- Spring available in other materials, see spare parts
- Designed for easy installation and removal
- Sealing at a minimum water column of 0.5m
- Vibration free even at high flow velocity
- Flow-optimized return cone, double guided
- For horizontal or vertical installation
- Compact installation length, same as ball valve type 546
- Z-length, end connectors and union nuts **not** compatible with type 360
- Installation length according to EN 558-1
- Connecting dimension: ISO 7005 PN10, EN 1092 PN10, DIN 2501 PN10

Available from 2nd quarter 2011

d [mm]	DN [mm]	PN	kv-value ($\Delta p=1$ bar) [l/min]	EPDM Code	FPM Code
20	15	16	180	161 562 082	161 562 092
25	20	16	380	161 562 083	161 562 093
32	25	16	460	161 562 084	161 562 094
40	32	16	850	161 562 085	161 562 095
50	40	16	1080	161 562 086	161 562 096
63	50	16	1670	161 562 087	161 562 097

table continued next page

PVC-U metric



d [mm]	D [mm]	D1 [mm]	D3 [mm]	L [mm]	L2 [mm]	L3 [mm]	closest inch
20	95	65	14	124	56	130	½
25	105	75	14	144	65	150	¾
32	115	85	14	154	71	160	1
40	140	100	18	174	85	180	1 ¼
50	150	110	18	194	89	200	1 ½
63	165	125	18	224	101	230	2



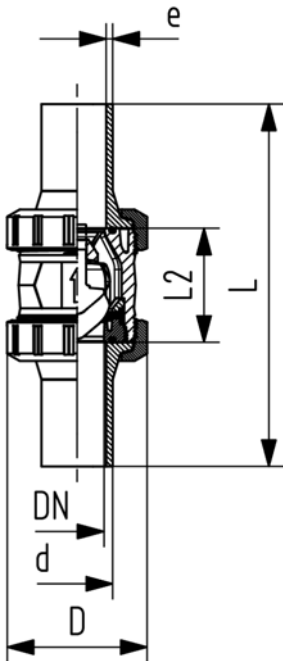
Check valve type 562 PVC-U With butt fusion spigots long PE100 SDR11 metric



Model:

- Spring loaded, spring made of stainless steel (1.4310)
- Spring available in other materials, see spare parts
- Designed for easy installation and removal
- Sealing at a minimum water column of 0.5m
- Vibration free even at high flow velocity
- Flow-optimized return cone, double guided
- For horizontal or vertical installation
- Compact installation length, same as ball valve type 546
- Z-length, end connectors and union nuts **not** compatible with type 360

Available from 2nd quarter 2011



d [mm]	DN [mm]	PN	kv-value ($\Delta p=1$ bar) [l/min]	EPDM Code	D [mm]	L [mm]	L2 [mm]	e [mm]	closest inch
20	15	16	180	161 562 142	50	193	56	2.3	½
25	20	16	380	161 562 143	58	216	65	2.3	¾
32	25	16	460	161 562 144	68	223	71	3.0	1
40	32	16	850	161 562 145	84	249	85	3.7	1 ¼
50	40	16	1080	161 562 146	97	271	89	4.6	1 ½
63	50	16	1670	161 562 147	124	321	101	5.8	2

PVC-U metric silicone free Paintcompatible and oil free Cone check valves

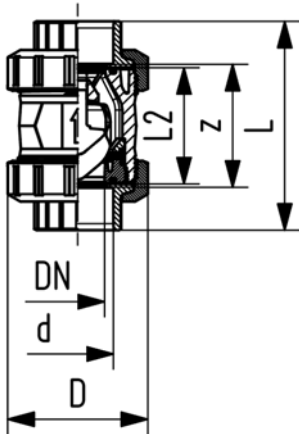
Check valve type 561 PVC-U SF With solvent cement sockets metric



Model:

- Silicone free / paint-compatible
- Designed for easy installation and removal
- Sealing at a minimum water column of 2m
- Vibration free even at high flow velocity
- Flow-optimized return cone, double guided
- For horizontal or vertical installation
- Compact installation length, same as ball valve type 546
- Z-length, end connectors and union nuts **not** compatible with type 360
- New DN65-DN100

Available from 2nd quarter 2011



d [mm]	DN [mm]	PN	kv-value ($\Delta p=1$ bar) [l/min]	EPDM Code	FPM Code	D [mm]	L [mm]	L2 [mm]	z [mm]	closest inch
16	10	16	190	161 561 201	161 561 211	50	92	56	64	3/8
20	15	16	180	161 561 202	161 561 212	50	95	56	64	1/2
25	20	16	380	161 561 203	161 561 213	58	110	65	72	3/4
32	25	16	460	161 561 204	161 561 214	68	123	71	79	1
40	32	16	850	161 561 205	161 561 215	84	146	85	94	1 1/4
50	40	16	1080	161 561 206	161 561 216	97	157	89	95	1 1/2
63	50	16	1670	161 561 207	161 561 217	124	183	101	107	2
75	65	16	2950	161 561 208	161 561 218	166	233	136	144	2 1/2
90	80	16	3600	161 561 209	161 561 219	200	254	141	151	3
110	100	16	4150	161 561 210	161 561 220	238	301	164	174	4

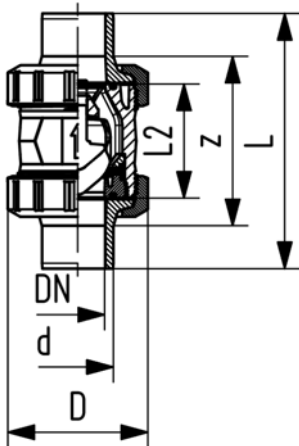
Check valve type 561 PVC-U SF With solvent cement spigots metric



Model:

- Silicone free / paint-compatible
- Designed for easy installation and removal
- Sealing at a minimum water column of 2m
- Vibration free even at high flow velocity
- Flow-optimized return cone, double guided
- For horizontal or vertical installation
- Compact installation length, same as ball valve type 546
- Z-length, end connectors and union nuts **not** compatible with type 360
- New DN65-DN100

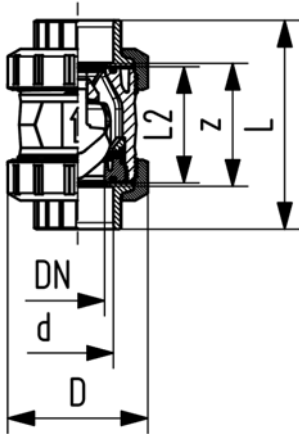
Available from 2nd quarter 2011



d [mm]	DN [mm]	PN	kv-value ($\Delta p=1$ bar) [l/min]	EPDM Code	FPM Code	D [mm]	L [mm]	L2 [mm]	closest inch
16	10	16	190	161 561 221	161 561 231	50	114	56	3/8
20	15	16	180	161 561 222	161 561 232	50	124	56	1/2
25	20	16	380	161 561 223	161 561 233	58	144	65	3/4
32	25	16	460	161 561 224	161 561 234	68	154	71	1
40	32	16	850	161 561 225	161 561 235	84	174	85	1 1/4
50	40	16	1080	161 561 226	161 561 236	97	194	89	1 1/2
63	50	16	1670	161 561 227	161 561 237	124	224	101	2
75	65	16	2950	161 561 228	161 561 238	166	284	136	2 1/2
90	80	16	3600	161 561 229	161 561 239	200	300	141	3
110	100	16	4150	161 561 230	161 561 240	238	340	164	4

PVC-U metric silicone free

Paintcompatible and oil free Check valve type 562 PVC-U SF With solvent cement sockets metric



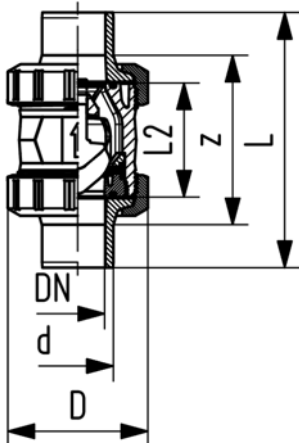
Model:

- Silicone free / paint-compatible
- Spring loaded, spring made of stainless steel (1.4310)
- Spring available in other materials, see spare parts
- Designed for easy installation and removal
- Sealing at a minimum water column of 0.5m
- Vibration free even at high flow velocity
- Flow-optimized return cone, double guided
- For horizontal or vertical installation
- Compact installation length, same as ball valve type 546
- Z-length, end connectors and union nuts **not** compatible with type 360
- New DN65-DN100

Available from 2nd quarter 2011

d [mm]	DN [mm]	PN	kv-value ($\Delta p=1$ bar) [l/min]	EPDM Code	FPM Code	D [mm]	L [mm]	L2 [mm]	z [mm]	closest inch
16	10	16	190	161 562 201	161 562 211	50	92	56	64	3/8
20	15	16	180	161 562 202	161 562 212	50	95	56	64	1/2
25	20	16	380	161 562 203	161 562 213	58	110	65	72	3/4
32	25	16	460	161 562 204	161 562 214	68	123	71	79	1
40	32	16	850	161 562 205	161 562 215	84	146	85	94	1 1/4
50	40	16	1080	161 562 206	161 562 216	97	157	89	95	1 1/2
63	50	16	1670	161 562 207	161 562 217	124	183	101	107	2
75	65	16	2950	161 562 208	161 562 218	166	233	136	144	2 1/2
90	80	16	3600	161 562 209	161 562 219	200	254	141	151	3
110	100	16	4150	161 562 210	161 562 220	238	301	164	174	4

Check valve type 562 PVC-U SF With solvent cement spigots metric



Model:

- Silicone free / paint-compatible
- Spring loaded, spring made of stainless steel (1.4310)
- Spring available in other materials, see spare parts
- Designed for easy installation and removal
- Sealing at a minimum water column of 0.5m
- Vibration free even at high flow velocity
- Flow-optimized return cone, double guided
- For horizontal or vertical installation
- Compact installation length, same as ball valve type 546
- Z-length, end connectors and union nuts **not** compatible with type 360
- New DN65-DN100

Available from 2nd quarter 2011

d [mm]	DN [mm]	PN	kv-value ($\Delta p=1$ bar) [l/min]	EPDM Code	FPM Code	D [mm]	L [mm]	L2 [mm]	closest inch
16	10	16	190	161 562 221	161 562 231	50	114	56	3/8
20	15	16	180	161 562 222	161 562 232	50	124	56	1/2
25	20	16	380	161 562 223	161 562 233	58	144	65	3/4
32	25	16	460	161 562 224	161 562 234	68	154	71	1
40	32	16	850	161 562 225	161 562 235	84	174	85	1 1/4
50	40	16	1080	161 562 226	161 562 236	97	194	89	1 1/2
63	50	16	1670	161 562 227	161 562 237	124	224	101	2
75	65	16	2950	161 562 228	161 562 238	166	284	136	2 1/2
90	80	16	3600	161 562 229	161 562 239	200	300	141	3
110	100	16	4150	161 562 230	161 562 240	238	340	164	4

PVC-U Inch BS

Cone check valves

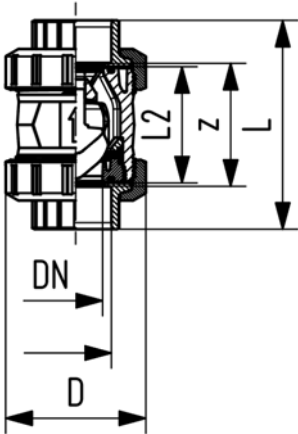
Check valve type 561 PVC-U With solvent cement sockets Inch BS



Model:

- Designed for easy installation and removal
- Sealing at a minimum water column of 2m
- Vibration free even at high flow velocity
- Flow-optimized return cone, double guided
- For horizontal or vertical installation
- Compact installation length, same as ball valve type 546
- Z-length, end connectors and union nuts **not** compatible with type 360
- New DN65-DN100

Available from 2nd quarter 2011



Inch	DN [mm]	PN	kv-value ($\Delta p=1$ bar) [l/min]	EPDM Code	FPM Code	D [mm]	L [mm]	L2 [mm]	z [mm]
3/8	10	16	190	161 561 061	161 561 071	50	92	56	60
1/2	15	16	180	161 561 062	161 561 072	50	95	56	60
3/4	20	16	380	161 561 063	161 561 073	58	110	65	69
1	25	16	460	161 561 064	161 561 074	68	123	71	75
1 1/4	32	16	850	161 561 065	161 561 075	84	146	85	89
1 1/2	40	16	1080	161 561 066	161 561 076	97	157	89	97
2	50	16	1670	161 561 067	161 561 077	124	183	101	110
2 1/2	65	16	2950	161 561 068	161 561 078	166	233	136	144
3	80	16	3600	161 561 069	161 561 079	200	254	141	151
4	100	16	4150	161 561 070	161 561 080	238	301	164	174

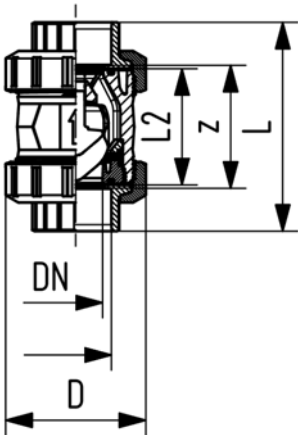
Check valve type 562 PVC-U With solvent cement sockets Inch BS



Model:

- Spring loaded, spring made of stainless steel (1.4310)
- Spring available in other materials, see spare parts
- Designed for easy installation and removal
- Sealing at a minimum water column of 0.5m
- Vibration free even at high flow velocity
- Flow-optimized return cone, double guided
- For horizontal or vertical installation
- Compact installation length, same as ball valve type 546
- Z-length, end connectors and union nuts **not** compatible with type 360
- New DN65-DN100

Available from 2nd quarter 2011



Inch	DN [mm]	PN	kv-value ($\Delta p=1$ bar) [l/min]	EPDM Code	FPM Code	D [mm]	L [mm]	L2 [mm]	z [mm]
3/8	10	16	190	161 562 061	161 562 071	50	92	56	60
1/2	15	16	180	161 562 062	161 562 072	50	95	56	60
3/4	20	16	380	161 562 063	161 562 073	58	110	65	69
1	25	16	460	161 562 064	161 562 074	68	123	71	75
1 1/4	32	16	850	161 562 065	161 562 075	84	146	85	89
1 1/2	40	16	1080	161 562 066	161 562 076	97	157	89	97
2	50	16	1670	161 562 067	161 562 077	124	183	101	110
2 1/2	65	16	2950	161 562 068	161 562 078	166	233	136	144
3	80	16	3600	161 562 069	161 562 079	200	254	141	151
4	100	16	4150	161 562 070	161 562 080	238	301	164	174

PVC-U ASTM/ANSI

Cone check valves

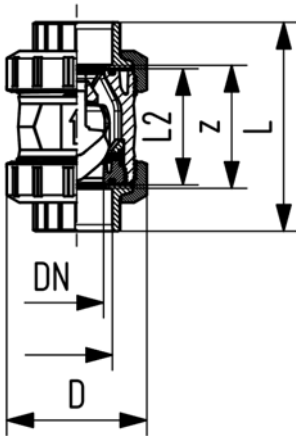
Check valve type 561 PVC-U With solvent cement sockets Inch ASTM Inclusive 2 threaded valve ends NPT



Model:

- Designed for easy installation and removal
- Sealing at a minimum water column of 2m
- Vibration free even at high flow velocity
- Flow-optimized return cone, double guided
- For horizontal or vertical installation
- Compact installation length, same as ball valve type 546
- Z-length, end connectors and union nuts **not** compatible with type 360
- New DN65-DN100

Available from 2nd quarter 2011



NPT [inch]	DN [mm]	PN	kv-value ($\Delta p=1$ bar) [l/min]	EPDM Code	FPM Code	D [mm]	L [mm]	L2 [mm]	z [mm]
3/8	10	16	190	161 561 101	161 561 111	50	105	56	67
1/2	15	16	180	161 561 102	161 561 112	50	105	56	61
3/4	20	16	380	161 561 103	161 561 113	58	121	65	70
1	25	16	460	161 561 104	161 561 114	68	133	71	76
1 1/4	32	16	850	161 561 105	161 561 115	84	154	85	90
1 1/2	40	16	1080	161 561 106	161 561 116	97	164	89	94
2	50	16	1670	161 561 107	161 561 117	124	183	101	107
2 1/2	65	16	2950	161 561 108	161 561 118	166	233	136	144
3	80	16	3600	161 561 109	161 561 119	200	254	141	151
4	100	16	4150	161 561 110	161 561 120	238	301	164	174

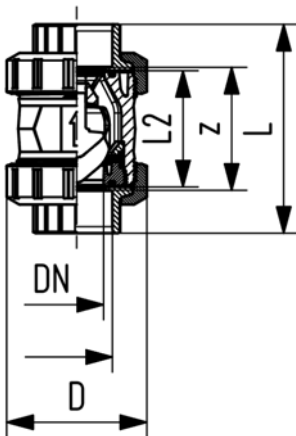
Check valve type 562 PVC-U With solvent cement sockets Inch ASTM Inclusive 2 threaded valve ends NPT



Model:

- Spring loaded, spring made of stainless steel (1.4310)
- Spring available in other materials, see spare parts
- Designed for easy installation and removal
- Sealing at a minimum water column of 0.5m
- Vibration free even at high flow velocity
- Flow-optimized return cone, double guided
- For horizontal or vertical installation
- Compact installation length, same as ball valve type 546
- Z-length, end connectors and union nuts **not** compatible with type 360
- New DN65-DN100

Available from 2nd quarter 2011



NPT [inch]	DN [mm]	PN	kv-value ($\Delta p=1$ bar) [l/min]	EPDM Code	FPM Code	D [mm]	L [mm]	L2 [mm]	z [mm]
3/8	10	16	190	161 562 101	161 562 111	50	105	56	67
1/2	15	16	180	161 562 102	161 562 112	50	105	56	61
3/4	20	16	380	161 562 103	161 562 113	58	121	65	70
1	25	16	460	161 562 104	161 562 114	68	133	71	76
1 1/4	32	16	850	161 562 105	161 562 115	84	154	85	90
1 1/2	40	16	1080	161 562 106	161 562 116	97	164	89	94
2	50	16	1670	161 562 107	161 562 117	124	183	101	107
2 1/2	65	16	2950	161 562 108	161 562 118	166	233	136	144
3	80	16	3600	161 562 109	161 562 119	200	254	141	151
4	100	16	4150	161 562 110	161 562 120	238	301	164	174

PVC-U ASTM/ANSI/BS

Silicone free/paintcompatible Cone check valves

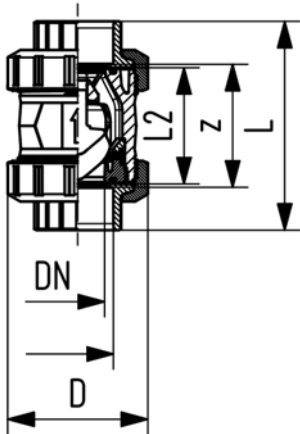
Check valve type 561 PVC-U SF With solvent cement sockets Inch ASTM



Model:

- Silicone free / paint-compatible
- Designed for easy installation and removal
- Sealing at a minimum water column of 2m
- Vibration free even at high flow velocity
- Flow-optimized return cone, double guided
- For horizontal or vertical installation
- Compact installation length, same as ball valve type 546
- Z-length, end connectors and union nuts **not** compatible with type 360
- New DN65-DN100

Available from 2nd quarter 2011



Inch	DN [mm]	PN	kv-value ($\Delta p=1$ bar) [l/min]	EPDM Code	FPM Code	D [mm]	L [mm]	L2 [mm]	z [mm]
3/8	10	16	190	161 561 241	161 561 251	50	105	56	67
1/2	15	16	180	161 561 242	161 561 252	50	105	56	61
3/4	20	16	380	161 561 243	161 561 253	58	121	65	70
1	25	16	460	161 561 244	161 561 254	68	133	71	76
1 1/4	32	16	850	161 561 245	161 561 255	84	154	85	90
1 1/2	40	16	1080	161 561 246	161 561 256	97	164	89	94
2	50	16	1670	161 561 247	161 561 257	124	183	101	107
2 1/2	65	16	2950	161 561 248	161 561 258	166	233	136	144
3	80	16	3600	161 561 249	161 561 259	200	254	141	151
4	100	16	4150	161 561 250	161 561 260	238	301	164	174

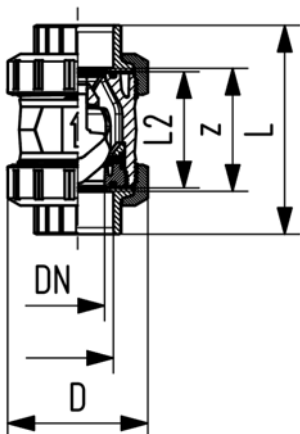
Check valve type 562 PVC-U SF With solvent cement sockets Inch ASTM



Model:

- Silicone free / paint-compatible
- Spring loaded, spring made of stainless steel (1.4310)
- Spring available in other materials, see spare parts
- Designed for easy installation and removal
- Sealing at a minimum water column of 0.5m
- Vibration free even at high flow velocity
- Flow-optimized return cone, double guided
- For horizontal or vertical installation
- Compact installation length, same as ball valve type 546
- Z-length, end connectors and union nuts **not** compatible with type 360
- New DN65-DN100

Available from 2nd quarter 2011



Inch	DN [mm]	PN	kv-value ($\Delta p=1$ bar) [l/min]	EPDM Code	FPM Code	D [mm]	L [mm]	L2 [mm]	z [mm]
3/8	10	16	190	161 562 241	161 562 251	50	105	56	67
1/2	15	16	180	161 562 242	161 562 252	50	105	56	61
3/4	20	16	380	161 562 243	161 562 253	58	121	65	70
1	25	16	460	161 562 244	161 562 254	68	133	71	76
1 1/4	32	16	850	161 562 245	161 562 255	84	154	85	90
1 1/2	40	16	1080	161 562 246	161 562 256	97	164	89	94
2	50	16	1670	161 562 247	161 562 257	124	183	101	107
2 1/2	65	16	2950	161 562 248	161 562 258	166	233	136	144
3	80	16	3600	161 562 249	161 562 259	200	254	141	151
4	100	16	4150	161 562 250	161 562 260	238	301	164	174

PVC-U JIS

Cone check valves

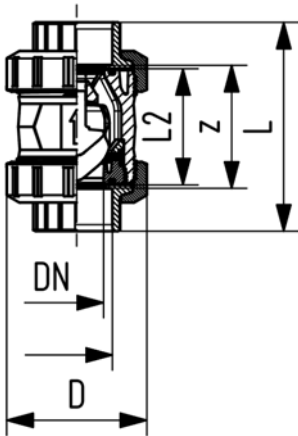
Check valve type 561 PVC-U With solvent cement sockets JIS



Model:

- Designed for easy installation and removal
- Sealing at a minimum water column of 2m
- Vibration free even at high flow velocity
- Flow-optimized return cone, double guided
- For horizontal or vertical installation
- Compact installation length, same as ball valve type 546
- Z-length, end connectors and union nuts **not** compatible with type 360
- New DN65-DN100

Available from 2nd quarter 2011



Inch	DN [mm]	PN	kv-value ($\Delta p=1$ bar) [l/min]	EPDM Code	D [mm]	L [mm]	L2 [mm]	z [mm]
1/2	15	16	180	161 561 302	50	95	56	64
3/4	20	16	380	161 561 303	58	110	65	72
1	25	16	460	161 561 304	68	123	71	79
1 1/4	32	16	850	161 561 305	84	146	85	94
1 1/2	40	16	1080	161 561 306	97	157	89	95
2	50	16	1670	161 561 307	124	183	101	107
2 1/2	65	16	2950	161 561 308	166	233	136	144
3	80	16	3600	161 561 309	200	254	141	151
4	100	16	4150	161 561 310	238	301	164	174

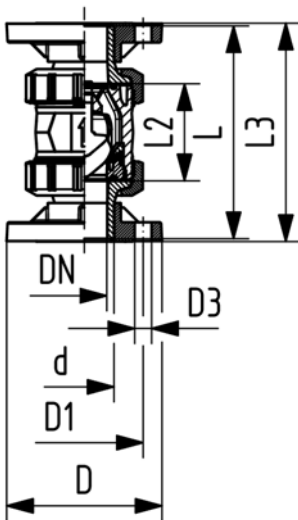
Check valve type 561 PVC-U With fixed flanges JIS



Model:

- Designed for easy installation and removal
- Sealing at a minimum water column of 2m
- Vibration free even at high flow velocity
- Flow-optimized return cone, double guided
- For horizontal or vertical installation
- Compact installation length, same as ball valve type 546
- Z-length, end connectors and union nuts **not** compatible with type 360

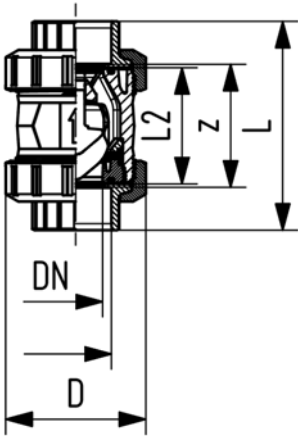
Available from 2nd quarter 2011



Inch	DN [mm]	PN	kv-value ($\Delta p=1$ bar) [l/min]	EPDM Code	D [mm]	D1 [mm]	D3 [mm]	L [mm]	L2 [mm]	L3 [mm]
3/4	20	16	380	161 561 323	100	75	15	170	65	172
1	25	16	460	161 561 324	130	90	19	190	71	187
1 1/4	32	16	850	161 561 325	140	100	19	190	85	190
1 1/2	40	16	1080	161 561 326	140	105	19	210	89	212
2	50	16	1670	161 561 327	160	120	19	240	101	234

PVC-U JIS

Check valve type 562 PVC-U With solvent cement sockets JIS



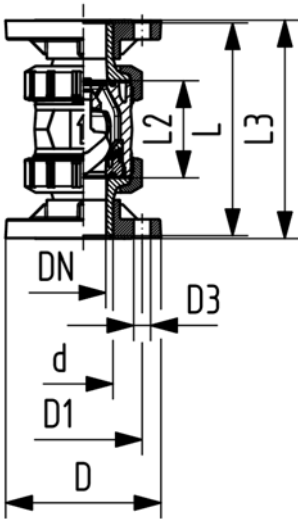
Model:

- Spring loaded, spring made of stainless steel (1.4310)
- Spring available in other materials, see spare parts
- Designed for easy installation and removal
- Sealing at a minimum water column of 0.5m
- Vibration free even at high flow velocity
- Flow-optimized return cone, double guided
- For horizontal or vertical installation
- Compact installation length, same as ball valve type 546
- Z-length, end connectors and union nuts **not** compatible with type 360
- New DN65-DN100

Available from 2nd quarter 2011

Inch	DN [mm]	PN	kv-value ($\Delta p=1$ bar) [l/min]	EPDM Code	D [mm]	L [mm]	L2 [mm]	z [mm]
½	15	16	180	161 562 302	50	95	56	64
¾	20	16	380	161 562 303	58	110	65	72
1	25	16	460	161 562 304	68	123	71	79
1 ¼	32	16	850	161 562 305	84	146	85	94
1 ½	40	16	1080	161 562 306	97	157	89	95
2	50	16	1670	161 562 307	124	183	101	107
2 ½	65	16	2950	161 562 308	166	233	136	144
3	80	16	3600	161 562 309	200	254	141	151
4	100	16	4150	161 562 310	238	301	164	174

Check valve type 562 PVC-U With fixed flanges JIS



Model:

- Spring loaded, spring made of stainless steel (1.4310)
- Spring available in other materials, see spare parts
- Designed for easy installation and removal
- Sealing at a minimum water column of 0.5m
- Vibration free even at high flow velocity
- Flow-optimized return cone, double guided
- For horizontal or vertical installation
- Compact installation length, same as ball valve type 546
- Z-length, end connectors and union nuts **not** compatible with type 360

Available from 2nd quarter 2011

Inch	DN [mm]	PN	kv-value ($\Delta p=1$ bar) [l/min]	EPDM Code	D [mm]	D1 [mm]	D3 [mm]	L [mm]	L2 [mm]	L3 [mm]
¾	20	16	380	161 562 323	100	75	15	170	65	172
1	25	16	460	161 562 324	130	90	19	190	71	187
1 ¼	32	16	850	161 562 325	140	100	19	190	85	190
1 ½	40	16	1080	161 562 326	140	105	19	210	89	212
2	50	16	1670	161 562 327	160	120	19	240	101	234

PVC-C metric

Cone check valves

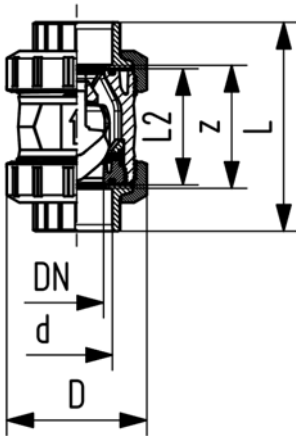
Check valve type 561 PVC-C With solvent cement sockets metric



Model:

- Designed for easy installation and removal
- Sealing at a minimum water column of 2m
- Vibration free even at high flow velocity
- Flow-optimized return cone, double guided
- For horizontal or vertical installation
- Compact installation length, same as ball valve type 546
- Z-length, end connectors and union nuts **not** compatible with type 360
- New DN65-DN100

Available from 2nd quarter 2011



d [mm]	DN [mm]	PN	kv-value (Δp=1 bar) [l/min]	EPDM Code	FPM Code	D [mm]	L [mm]	L2 [mm]	z [mm]	closest inch
16	10	16	190	163 561 001	163 561 011	50	92	56	64	3/8
20	15	16	180	163 561 002	163 561 012	50	95	56	64	1/2
25	20	16	380	163 561 003	163 561 013	58	110	65	72	3/4
32	25	16	460	163 561 004	163 561 014	68	123	71	79	1
40	32	16	850	163 561 005	163 561 015	84	146	85	94	1 1/4
50	40	16	1080	163 561 006	163 561 016	97	157	89	95	1 1/2
63	50	16	1670	163 561 007	163 561 017	124	183	101	107	2
75	65	16	2950	163 561 008	163 561 018	166	233	136	144	2 1/2
90	80	16	3600	163 561 009	163 561 019	200	254	141	151	3
110	100	16	4150	163 561 010	163 561 020	238	301	164	174	4

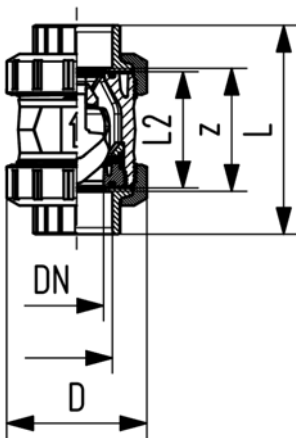
Check valve type 561 PVC-C With threaded sockets Rp



Model:

- Designed for easy installation and removal
- Sealing at a minimum water column of 2m
- Vibration free even at high flow velocity
- Flow-optimized return cone, double guided
- For horizontal or vertical installation
- Compact installation length, same as ball valve type 546
- Z-length, end connectors and union nuts **not** compatible with type 360
- New DN65-DN100

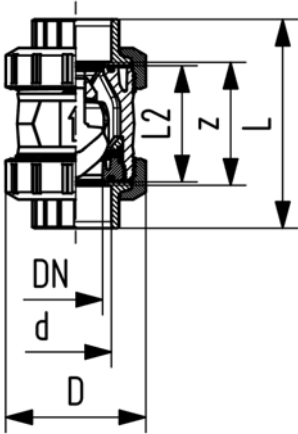
Available from 2nd quarter 2011



Rp [inch]	DN [mm]	PN	kv-value (Δp=1 bar) [l/min]	EPDM Code	FPM Code	D [mm]	L [mm]	L2 [mm]	z [mm]
3/8	10	10	190	163 561 021	163 561 031	50	95	56	69
1/2	15	10	180	163 561 022	163 561 032	50	100	56	67
3/4	20	10	380	163 561 023	163 561 033	58	114	65	78
1	25	10	460	163 561 024	163 561 034	68	127	71	85
1 1/4	32	10	850	163 561 025	163 561 035	84	146	85	100
1 1/2	40	10	1080	163 561 026	163 561 036	97	152	89	106
2	50	10	1670	163 561 027	163 561 037	124	177	101	121
2 1/2	65	10	2950	163 561 028	163 561 038	166	233	136	144
3	80	10	3600	163 561 029	163 561 039	200	254	141	151
4	100	10	4150	163 561 030	163 561 040	238	301	164	174

PVC-C metric

Check valve type 562 PVC-C With solvent cement sockets metric



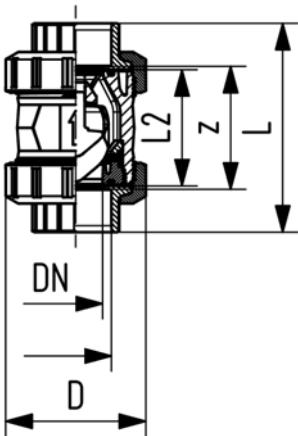
Model:

- Spring loaded, spring made of stainless steel (1.4310)
- Spring available in other materials, see spare parts
- Designed for easy installation and removal
- Sealing at a minimum water column of 0.5m
- Vibration free even at high flow velocity
- Flow-optimized return cone, double guided
- For horizontal or vertical installation
- Compact installation length, same as ball valve type 546
- Z-length, end connectors and union nuts **not** compatible with type 360
- New DN65-DN100

Available from 2nd quarter 2011

d [mm]	DN [mm]	PN	kv-value ($\Delta p=1$ bar) [l/min]	EPDM Code	FPM Code	D [mm]	L [mm]	L2 [mm]	z [mm]	closest inch
16	10	16	190	163 562 001	163 562 011	50	92	56	64	3/8
20	15	16	180	163 562 002	163 562 012	50	95	56	64	1/2
25	20	16	380	163 562 003	163 562 013	58	110	65	72	3/4
32	25	16	460	163 562 004	163 562 014	68	123	71	79	1
40	32	16	850	163 562 005	163 562 015	84	146	85	94	1 1/4
50	40	16	1080	163 562 006	163 562 016	97	157	89	95	1 1/2
63	50	16	1670	163 562 007	163 562 017	124	183	101	107	2
75	65	16	2950	163 562 008	163 562 018	166	233	136	144	2 1/2
90	80	16	3600	163 562 009	163 562 019	200	254	141	151	3
110	100	16	4150	163 562 010	163 562 020	238	301	164	174	4

Check valve type 562 PVC-C With threaded sockets Rp



Model:

- Spring loaded, spring made of stainless steel (1.4310)
- Spring available in other materials, see spare parts
- Designed for easy installation and removal
- Sealing at a minimum water column of 0.5m
- Vibration free even at high flow velocity
- Flow-optimized return cone, double guided
- For horizontal or vertical installation
- Compact installation length, same as ball valve type 546
- Z-length, end connectors and union nuts **not** compatible with type 360
- New DN65-DN100

Available from 2nd quarter 2011

Rp [inch]	DN [mm]	PN	kv-value ($\Delta p=1$ bar) [l/min]	EPDM Code	FPM Code	D [mm]	L [mm]	L2 [mm]	z [mm]
3/8	10	10	190	163 562 021	163 562 031	50	95	56	69
1/2	15	10	180	163 562 022	163 562 032	50	100	56	67
3/4	20	10	380	163 562 023	163 562 033	58	114	65	78
1	25	10	460	163 562 024	163 562 034	68	127	71	85
1 1/4	32	10	850	163 562 025	163 562 035	84	146	85	100
1 1/2	40	10	1080	163 562 026	163 562 036	97	152	89	106
2	50	10	1670	163 562 027	163 562 037	124	177	101	121
2 1/2	65	10	2950	163 562 028	163 562 038	166	233	136	144
3	80	10	3600	163 562 029	163 562 039	200	254	141	151
4	100	10	4150	163 562 030	163 562 040	238	301	164	174

PVC-C metric silicone free/paintcompatible

Cone check valves

Check valve type 561 PVC-C SF

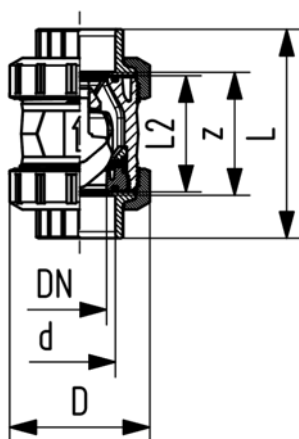
With solvent cement sockets metric



Model:

- Silicone free / paint-compatible
- Designed for easy installation and removal
- Sealing at a minimum water column of 2m
- Vibration free even at high flow velocity
- Flow-optimized return cone, double guided
- For horizontal or vertical installation
- Compact installation length, same as ball valve type 546
- Z-length, end connectors and union nuts **not** compatible with type 360
- New DN65-DN100

Available from 2nd quarter 2011



d [mm]	DN [mm]	PN	kv-value ($\Delta p=1$ bar) [l/min]	EPDM Code	FPM Code	D [mm]	L [mm]	L2 [mm]	z [mm]	closest inch
16	10	16	190	163 561 201	163 561 211	50	92	56	64	3/8
20	15	16	180	163 561 202	163 561 212	50	95	56	64	1/2
25	20	16	380	163 561 203	163 561 213	58	110	65	72	3/4
32	25	16	460	163 561 204	163 561 214	68	123	71	79	1
40	32	16	850	163 561 205	163 561 215	84	146	85	94	1 1/4
50	40	16	1080	163 561 206	163 561 216	97	157	89	95	1 1/2
63	50	16	1670	163 561 207	163 561 217	124	183	101	107	2
75	65	16	2950	163 561 208	163 561 218	166	233	136	144	2 1/2
90	80	16	3600	163 561 209	163 561 219	200	254	141	151	3
110	100	16	4150	163 561 210	163 561 220	238	301	164	174	4

Check valve type 562 PVC-C SF

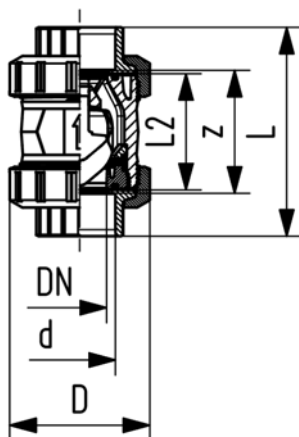
With solvent cement sockets metric



Model:

- Silicone free / paint-compatible
- Spring loaded, spring made of stainless steel (1.4310)
- Spring available in other materials, see spare parts
- Designed for easy installation and removal
- Sealing at a minimum water column of 0.5m
- Vibration free even at high flow velocity
- Flow-optimized return cone, double guided
- For horizontal or vertical installation
- Compact installation length, same as ball valve type 546
- Z-length, end connectors and union nuts **not** compatible with type 360
- New DN65-DN100

Available from 2nd quarter 2011

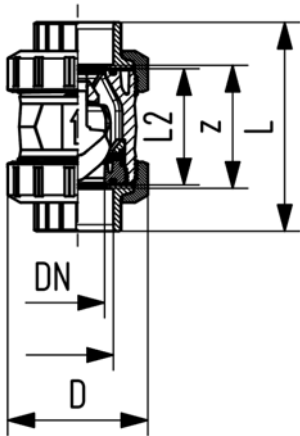


d [mm]	DN [mm]	PN	kv-value ($\Delta p=1$ bar) [l/min]	EPDM Code	FPM Code	D [mm]	L [mm]	L2 [mm]	z [mm]	closest inch
16	10	16	190	163 562 201	163 562 211	50	92	56	64	3/8
20	15	16	180	163 562 202	163 562 212	50	95	56	64	1/2
25	20	16	380	163 562 203	163 562 213	58	110	65	72	3/4
32	25	16	460	163 562 204	163 562 214	68	123	71	79	1
40	32	16	850	163 562 205	163 562 215	84	146	85	94	1 1/4
50	40	16	1080	163 562 206	163 562 216	97	157	89	95	1 1/2
63	50	16	1670	163 562 207	163 562 217	124	183	101	107	2
75	65	16	2950	163 562 208	163 562 218	166	233	136	144	2 1/2
90	80	16	3600	163 562 209	163 562 219	200	254	141	151	3
110	100	16	4150	163 562 210	163 562 220	238	301	164	174	4

PVC-C ASTM/ANSI/BS

Cone check valves

Check valve type 561 PVC-C With solvent cement sockets Inch ASTM Inclusive 2 threaded valve ends NPT



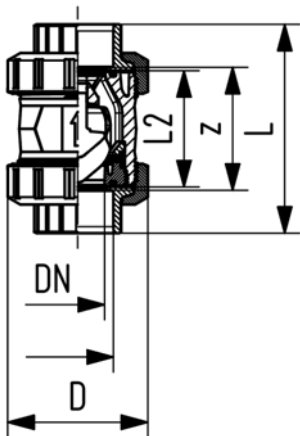
Model:

- Designed for easy installation and removal
- Sealing at a minimum water column of 2m
- Vibration free even at high flow velocity
- Flow-optimized return cone, double guided
- For horizontal or vertical installation
- Compact installation length, same as ball valve type 546
- Z-length, end connectors and union nuts **not** compatible with type 360
- New DN65-DN100

Available from 2nd quarter 2011

NPT [inch]	DN [mm]	PN	kv-value ($\Delta p=1$ bar) [l/min]	EPDM Code	FPM Code	D [mm]	L [mm]	L2 [mm]	z [mm]
3/8	10	16	190	163 561 101	163 561 111	50	105	56	67
1/2	15	16	180	163 561 102	163 561 112	50	105	56	61
3/4	20	16	380	163 561 103	163 561 113	58	121	65	70
1	25	16	460	163 561 104	163 561 114	68	133	71	76
1 1/4	32	16	850	163 561 105	163 561 115	84	154	85	90
1 1/2	40	16	1080	163 561 106	163 561 116	97	164	89	94
2	50	16	1670	163 561 107	163 561 117	124	183	101	107
2 1/2	65	16	2950	163 561 108	163 561 118	166	233	136	144
3	80	16	3600	163 561 109	163 561 119	200	254	141	151
4	100	16	4150	163 561 110	163 561 120	238	301	164	174

Check valve type 562 PVC-C With solvent cement sockets Inch ASTM Inclusive 2 threaded valve ends NPT



Model:

- Spring loaded, spring made of stainless steel (1.4310)
- Spring available in other materials, see spare parts
- Designed for easy installation and removal
- Sealing at a minimum water column of 0.5m
- Vibration free even at high flow velocity
- Flow-optimized return cone, double guided
- For horizontal or vertical installation
- Compact installation length, same as ball valve type 546
- Z-length, end connectors and union nuts **not** compatible with type 360
- New DN65-DN100

Available from 2nd quarter 2011

NPT [inch]	DN [mm]	PN	kv-value ($\Delta p=1$ bar) [l/min]	EPDM Code	FPM Code	D [mm]	L [mm]	L2 [mm]	z [mm]
3/8	10	16	190	163 562 101	163 562 111	50	105	56	67
1/2	15	16	180	163 562 102	163 562 112	50	105	56	61
3/4	20	16	380	163 562 103	163 562 113	58	121	65	70
1	25	16	460	163 562 104	163 562 114	68	133	71	76
1 1/4	32	16	850	163 562 105	163 562 115	84	154	85	90
1 1/2	40	16	1080	163 562 106	163 562 116	97	164	89	94
2	50	16	1670	163 562 107	163 562 117	124	183	101	107
2 1/2	65	16	2950	163 562 108	163 562 118	166	233	136	144
3	80	16	3600	163 562 109	163 562 119	200	254	141	151
4	100	16	4150	163 562 110	163 562 120	238	301	164	174

PVC-C ASTM/ANSI silicone free

Paint compatible Cone check valves

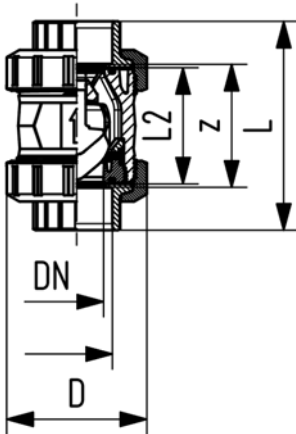
Check valve type 561 PVC-C SF With solvent cement sockets Inch ASTM



Model:

- Silicone free / paint-compatible
- Designed for easy installation and removal
- Sealing at a minimum water column of 2m
- Vibration free even at high flow velocity
- Flow-optimized return cone, double guided
- For horizontal or vertical installation
- Compact installation length, same as ball valve type 546
- Z-length, end connectors and union nuts **not** compatible with type 360
- New DN65-DN100

Available from 2nd quarter 2011



Inch	DN [mm]	PN	kv-value ($\Delta p=1$ bar) [l/min]	EPDM Code	FPM Code	D [mm]	L [mm]	L2 [mm]	z [mm]
3/8	10	16	190	163 561 241	163 561 251	50	105	56	67
1/2	15	16	180	163 561 242	163 561 252	50	105	56	61
3/4	20	16	380	163 561 243	163 561 253	58	121	65	70
1	25	16	460	163 561 244	163 561 254	68	133	71	76
1 1/4	32	16	850	163 561 245	163 561 255	84	154	85	90
1 1/2	40	16	1080	163 561 246	163 561 256	97	164	89	94
2	50	16	1670	163 561 247	163 561 257	124	183	101	107
2 1/2	65	16	2950	163 561 248	163 561 258	166	233	136	144
3	80	16	3600	163 561 249	163 561 259	200	254	141	151
4	100	16	4150	163 561 250	163 561 260	238	301	164	174

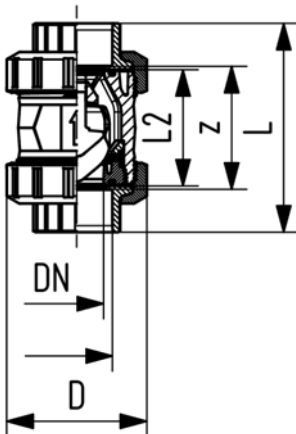
Check valve type 562 PVC-C SF With solvent cement sockets Inch ASTM



Model:

- Silicone free / paint-compatible
- Spring loaded, spring made of stainless steel (1.4310)
- Spring available in other materials, see spare parts
- Designed for easy installation and removal
- Sealing at a minimum water column of 0.5m
- Vibration free even at high flow velocity
- Flow-optimized return cone, double guided
- For horizontal or vertical installation
- Compact installation length, same as ball valve type 546
- Z-length, end connectors and union nuts **not** compatible with type 360
- New DN65-DN100

Available from 2nd quarter 2011



Inch	DN [mm]	PN	kv-value ($\Delta p=1$ bar) [l/min]	EPDM Code	FPM Code	D [mm]	L [mm]	L2 [mm]	z [mm]
3/8	10	16	190	163 562 241	163 562 251	50	105	56	67
1/2	15	16	180	163 562 242	163 562 252	50	105	56	61
3/4	20	16	380	163 562 243	163 562 253	58	121	65	70
1	25	16	460	163 562 244	163 562 254	68	133	71	76
1 1/4	32	16	850	163 562 245	163 562 255	84	154	85	90
1 1/2	40	16	1080	163 562 246	163 562 256	97	164	89	94
2	50	16	1670	163 562 247	163 562 257	124	183	101	107
2 1/2	65	16	2950	163 562 248	163 562 258	166	233	136	144
3	80	16	3600	163 562 249	163 562 259	200	254	141	151
4	100	16	4150	163 562 250	163 562 260	238	301	164	174

ABS metric

Cone check valves

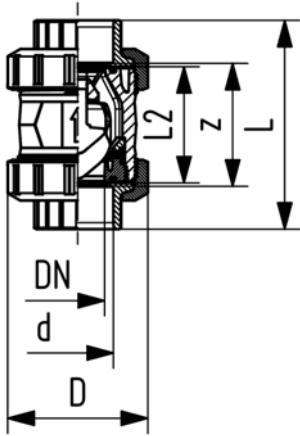
Check valve type 561 ABS With solvent cement sockets metric



Model:

- Designed for easy installation and removal
- Sealing at a minimum water column of 2m
- Vibration free even at high flow velocity
- Flow-optimized return cone, double guided
- For horizontal or vertical installation
- Compact installation length, same as ball valve type 546
- Z-length, end connectors and union nuts **not** compatible with type 360
- New DN65-DN100

Available from 2nd quarter 2011



d [mm]	DN [mm]	PN	kv-value ($\Delta p=1$ bar) [l/min]	EPDM Code	D [mm]	L [mm]	L2 [mm]	z [mm]	closest inch
16	10	10	190	169 561 001	50	92	56	64	3/8
20	15	10	180	169 561 002	50	95	56	64	1/2
25	20	10	380	169 561 003	58	110	65	72	3/4
32	25	10	460	169 561 004	68	123	71	79	1
40	32	10	850	169 561 005	84	146	85	94	1 1/4
50	40	10	1080	169 561 006	97	157	89	95	1 1/2
63	50	10	1670	169 561 007	124	183	101	107	2
75	65	10	2950	169 561 008	166	233	136	144	2 1/2
90	80	10	3600	169 561 009	200	254	141	151	3
110	100	10	4150	169 561 010	238	301	164	174	4

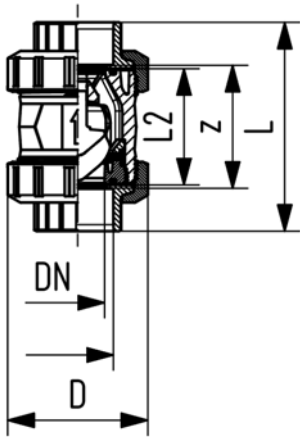
Check valve type 561 ABS With threaded sockets Rp



Model:

- Designed for easy installation and removal
- Sealing at a minimum water column of 2m
- Vibration free even at high flow velocity
- Flow-optimized return cone, double guided
- For horizontal or vertical installation
- Compact installation length, same as ball valve type 546
- Z-length, end connectors and union nuts **not** compatible with type 360

Available from 2nd quarter 2011



Rp [inch]	DN [mm]	PN	kv-value ($\Delta p=1$ bar) [l/min]	EPDM Code	D [mm]	L [mm]	L2 [mm]	z [mm]
3/8	10	10	190	169 561 021	50	95	56	69
1/2	15	10	180	169 561 022	50	100	56	67
3/4	20	10	380	169 561 023	58	114	65	78
1	25	10	460	169 561 024	68	127	71	85
1 1/4	32	10	850	169 561 025	84	146	85	100
1 1/2	40	10	1080	169 561 026	97	152	89	106
2	50	10	1670	169 561 027	124	177	101	121

ABS metric

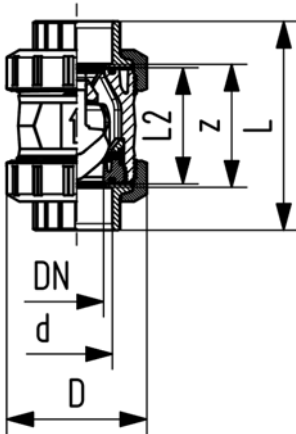
Check valve type 562 ABS With solvent cement sockets metric



Model:

- Spring loaded, spring made of stainless steel (1.4310)
- Spring available in other materials, see spare parts
- Designed for easy installation and removal
- Sealing at a minimum water column of 0.5m
- Vibration free even at high flow velocity
- Flow-optimized return cone, double guided
- For horizontal or vertical installation
- Compact installation length, same as ball valve type 546
- Z-length, end connectors and union nuts **not** compatible with type 360
- New DN65-DN100

Available from 2nd quarter 2011



d [mm]	DN [mm]	PN	kv-value ($\Delta p=1$ bar) [l/min]	EPDM Code	D [mm]	L [mm]	L2 [mm]	z [mm]	closest inch
16	10	10	190	169 562 001	50	92	56	64	3/8
20	15	10	180	169 562 002	50	95	56	64	1/2
25	20	10	380	169 562 003	58	110	65	72	3/4
32	25	10	460	169 562 004	68	123	71	79	1
40	32	10	850	169 562 005	84	146	85	94	1 1/4
50	40	10	1080	169 562 006	97	157	89	95	1 1/2
63	50	10	1670	169 562 007	124	183	101	107	2
75	65	10	2950	169 562 008	166	233	136	144	2 1/2
90	80	10	3600	169 562 009	200	254	141	151	3
110	100	10	4150	169 562 010	238	301	164	174	4

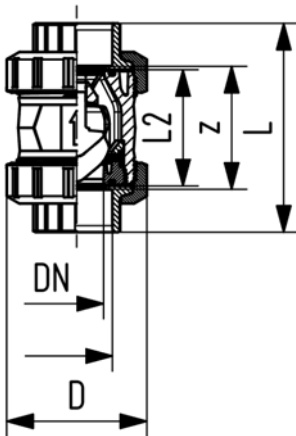
Check valve type 562 ABS With threaded sockets Rp



Model:

- Spring loaded, spring made of stainless steel (1.4310)
- Spring available in other materials, see spare parts
- Designed for easy installation and removal
- Sealing at a minimum water column of 0.5m
- Vibration free even at high flow velocity
- Flow-optimized return cone, double guided
- For horizontal or vertical installation
- Compact installation length, same as ball valve type 546
- Z-length, end connectors and union nuts **not** compatible with type 360

Available from 2nd quarter 2011



Rp [inch]	DN [mm]	PN	kv-value ($\Delta p=1$ bar) [l/min]	EPDM Code	D [mm]	L [mm]	L2 [mm]	z [mm]
3/8	10	10	190	169 562 021	50	95	56	69
1/2	15	10	180	169 562 022	50	100	56	67
3/4	20	10	380	169 562 023	58	114	65	78
1	25	10	460	169 562 024	68	127	71	85
1 1/4	32	10	850	169 562 025	84	146	85	100
1 1/2	40	10	1080	169 562 026	97	152	89	106
2	50	10	1670	169 562 027	124	177	101	121

ABS silicone free/paint compatible

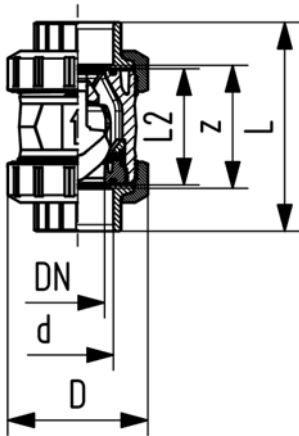
Cone check valves

Check valve type 561 ABS SF With solvent cement sockets metric



Model:

- Silicone free / paint-compatible
- Designed for easy installation and removal
- Sealing at a minimum water column of 2m
- Vibration free even at high flow velocity
- Flow-optimized return cone, double guided
- For horizontal or vertical installation
- Compact installation length, same as ball valve type 546
- Z-length, end connectors and union nuts **not** compatible with type 360
- New DN65-DN100



Available from 2nd quarter 2011

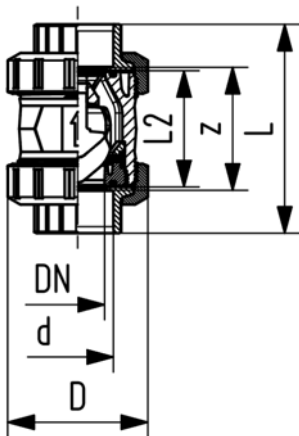
d [mm]	DN [mm]	PN	kv-value ($\Delta p=1$ bar) [l/min]	EPDM Code	D [mm]	L [mm]	L2 [mm]	z [mm]	closest inch
16	10	10	190	169 561 201	50	92	56	64	3/8
20	15	10	180	169 561 202	50	95	56	64	1/2
25	20	10	380	169 561 203	58	110	65	72	3/4
32	25	10	460	169 561 204	68	123	71	79	1
40	32	10	850	169 561 205	84	146	85	94	1 1/4
50	40	10	1080	169 561 206	97	157	89	95	1 1/2
63	50	10	1670	169 561 207	124	183	101	107	2
75	65	10	2950	169 561 208	166	233	136	144	2 1/2
90	80	10	3600	169 561 209	200	254	141	151	3
110	100	10	4150	169 561 210	238	301	164	174	4

Check valve type 562 ABS SF With solvent cement sockets metric



Model:

- Silicone free / paint-compatible
- Spring loaded, spring made of stainless steel (1.4310)
- Spring available in other materials, see spare parts
- Designed for easy installation and removal
- Sealing at a minimum water column of 0.5m
- Vibration free even at high flow velocity
- Flow-optimized return cone, double guided
- For horizontal or vertical installation
- Compact installation length, same as ball valve type 546
- Z-length, end connectors and union nuts **not** compatible with type 360
- New DN65-DN100



Available from 2nd quarter 2011

d [mm]	DN [mm]	PN	kv-value ($\Delta p=1$ bar) [l/min]	EPDM Code	D [mm]	L [mm]	L2 [mm]	z [mm]	closest inch
16	10	10	190	169 562 201	50	92	56	64	3/8
20	15	10	180	169 562 202	50	95	56	64	1/2
25	20	10	380	169 562 203	58	110	65	72	3/4
32	25	10	460	169 562 204	68	123	71	79	1
40	32	10	850	169 562 205	84	146	85	94	1 1/4
50	40	10	1080	169 562 206	97	157	89	95	1 1/2
63	50	10	1670	169 562 207	124	183	101	107	2
75	65	10	2950	169 562 208	166	233	136	144	2 1/2
90	80	10	3600	169 562 209	200	254	141	151	3
110	100	10	4150	169 562 210	238	301	164	174	4

ABS Inch BS

Cone check valves

Check valve type 561 ABS

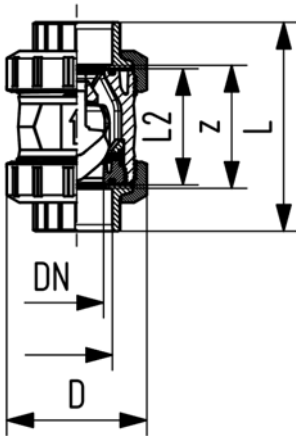
With solvent cement sockets Inch BS



Model:

- Designed for easy installation and removal
- Sealing at a minimum water column of 2m
- Vibration free even at high flow velocity
- Flow-optimized return cone, double guided
- For horizontal or vertical installation
- Compact installation length, same as ball valve type 546
- Z-length, end connectors and union nuts **not** compatible with type 360
- New DN65-DN100

Available from 2nd quarter 2011



Inch	DN [mm]	PN	kv-value ($\Delta p=1$ bar) [l/min]	EPDM Code	D [mm]	L [mm]	L2 [mm]	z [mm]
3/8	10	10	190	169 561 061	50	92	56	60
1/2	15	10	180	169 561 062	50	95	56	60
3/4	20	10	380	169 561 063	58	110	65	69
1	25	10	460	169 561 064	68	123	71	75
1 1/4	32	10	850	169 561 065	84	146	85	89
1 1/2	40	10	1080	169 561 066	97	157	89	97
2	50	10	1670	169 561 067	124	183	101	110
2 1/2	65	10	2950	169 561 068	166	233	136	144
3	80	10	3600	169 561 069	200	254	141	151
4	100	10	4150	169 561 070	238	301	164	174

Check valve type 562 ABS

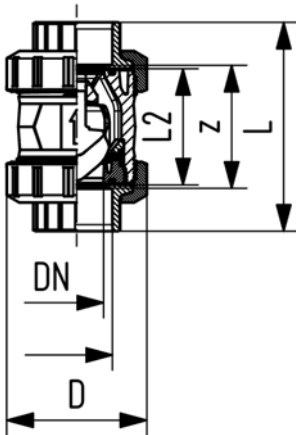
With solvent cement sockets Inch BS



Model:

- Spring loaded, spring made of stainless steel (1.4310)
- Spring available in other materials, see spare parts
- Designed for easy installation and removal
- Sealing at a minimum water column of 0.5m
- Vibration free even at high flow velocity
- Flow-optimized return cone, double guided
- For horizontal or vertical installation
- Compact installation length, same as ball valve type 546
- Z-length, end connectors and union nuts **not** compatible with type 360
- New DN65-DN100

Available from 2nd quarter 2011



Inch	DN [mm]	PN	kv-value ($\Delta p=1$ bar) [l/min]	EPDM Code	D [mm]	L [mm]	L2 [mm]	z [mm]
3/8	10	10	190	169 562 061	50	92	56	60
1/2	15	10	180	169 562 062	50	95	56	60
3/4	20	10	380	169 562 063	58	110	65	69
1	25	10	460	169 562 064	68	123	71	75
1 1/4	32	10	850	169 562 065	84	146	85	89
1 1/2	40	10	1080	169 562 066	97	157	89	97
2	50	10	1670	169 562 067	124	183	101	110
2 1/2	65	10	2950	169 562 068	166	233	136	144
3	80	10	3600	169 562 069	200	254	141	151
4	100	10	4150	169 562 070	238	301	164	174

PROGEF Standard metric

Cone check valves

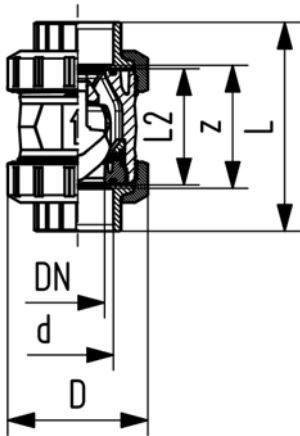
PROGEF Standard Check valve type 561 With fusion sockets metric



Model:

- Material: PP-H
- Designed for easy installation and removal
- Sealing at a minimum water column of 2m
- Vibration free even at high flow velocity
- Flow-optimized return cone, double guided
- For horizontal or vertical installation
- Compact installation length, same as ball valve type 546
- Z-length, end connectors and union nuts **not** compatible with type 360
- New DN65-DN100

Available from 2nd quarter 2011



d [mm]	DN [mm]	PN	kv-value ($\Delta p=1$ bar) [l/min]	EPDM Code	FPM Code	D [mm]	L [mm]	L2 [mm]	z [mm]	closest inch
16	10	10	190	167 561 001	167 561 011	50	93	56	67	3/8
20	15	10	180	167 561 002	167 561 012	50	95	56	66	1/2
25	20	10	380	167 561 003	167 561 013	58	109	65	77	3/4
32	25	10	460	167 561 004	167 561 014	68	119	71	83	1
40	32	10	850	167 561 005	167 561 015	84	135	85	99	1 1/4
50	40	10	1080	167 561 006	167 561 016	97	147	89	105	1 1/2
63	50	10	1670	167 561 007	167 561 017	124	168	101	117	2
75	65	10	2950	167 561 008	167 561 018	166	233	136	167	2 1/2
90	80	10	3600	167 561 009	167 561 019	200	254	141	180	3
110	100	10	4150	167 561 010	167 561 020	238	301	164	215	4

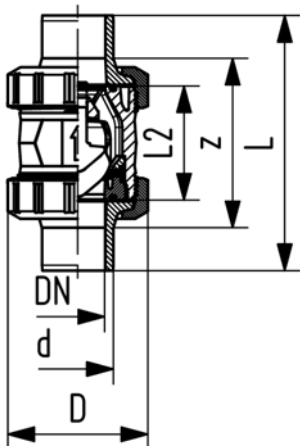
PROGEF Standard Check valve type 561 With socket fusion spigots metric



Model:

- Material: PP-H
- Designed for easy installation and removal
- Sealing at a minimum water column of 2m
- Vibration free even at high flow velocity
- Flow-optimized return cone, double guided
- For horizontal or vertical installation
- Compact installation length, same as ball valve type 546
- Z-length, end connectors and union nuts **not** compatible with type 360
- New DN65-DN100

Available from 2nd quarter 2011



d [mm]	DN [mm]	PN	kv-value ($\Delta p=1$ bar) [l/min]	EPDM Code	FPM Code	D [mm]	L [mm]	L2 [mm]	closest inch
16	10	10	190	167 561 041	167 561 051	50	110	56	3/8
20	15	10	180	167 561 042	167 561 052	50	120	56	1/2
25	20	10	380	167 561 043	167 561 053	58	139	65	3/4
32	25	10	460	167 561 044	167 561 054	68	150	71	1
40	32	10	850	167 561 045	167 561 055	84	170	85	1 1/4
50	40	10	1080	167 561 046	167 561 056	97	190	89	1 1/2
63	50	10	1670	167 561 047	167 561 057	124	220	101	2
75	65	10	2950	167 561 048	167 561 058	166	280	136	2 1/2
90	80	10	3600	167 561 049	167 561 059	200	296	141	3
110	100	10	4150	167 561 050	167 561 060	238	336	164	4

PROGEF Standard metric

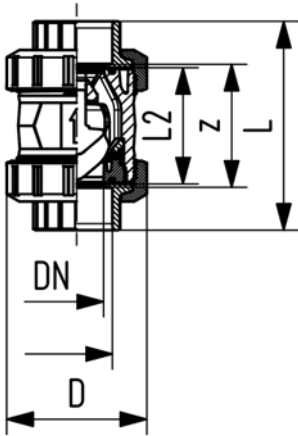
PROGEF Standard Check valve type 561 With threaded sockets reinforced Rp



Model:

- Material: PP-H
- Designed for easy installation and removal
- Sealing at a minimum water column of 2m
- Vibration free even at high flow velocity
- Flow-optimized return cone, double guided
- For horizontal or vertical installation
- Compact installation length, same as ball valve type 546
- Z-length, end connectors and union nuts **not** compatible with type 360

Available from 2nd quarter 2011



Rp [inch]	DN [mm]	PN	kv-value ($\Delta p=1$ bar) [l/min]	EPDM Code	FPM Code	D [mm]	L [mm]	L2 [mm]	z [mm]
3/8	10	10	190	167 561 021	167 561 031	50	96	56	69
1/2	15	10	180	167 561 022	167 561 032	50	99	56	67
3/4	20	10	380	167 561 023	167 561 033	58	111	65	78
1	25	10	460	167 561 024	167 561 034	68	127	71	85
1 1/4	32	10	850	167 561 025	167 561 035	84	146	85	100
1 1/2	40	10	1080	167 561 026	167 561 036	97	157	89	106
2	50	10	1670	167 561 027	167 561 037	124	183	101	121

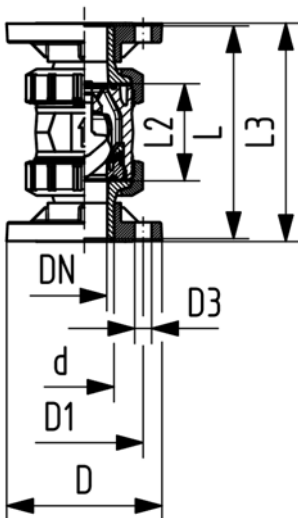
PROGEF Standard Check valve type 561 With fixed flanges metric



Model:

- Material: PP-H
- Designed for easy installation and removal
- Sealing at a minimum water column of 2m
- Vibration free even at high flow velocity
- Flow-optimized return cone, double guided
- For horizontal or vertical installation
- Compact installation length, same as ball valve type 546
- Z-length, end connectors and union nuts **not** compatible with type 360
- Installation length according to EN 558-1
- Connecting dimension: ISO 7005 PN10, EN 1092 PN10, DIN 2501 PN10

Available from 2nd quarter 2011

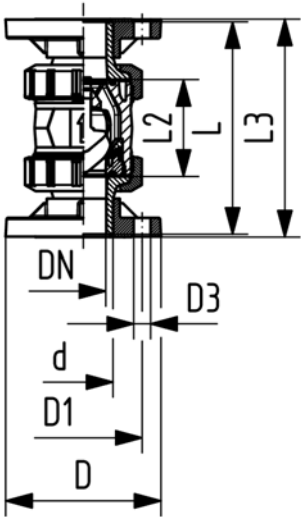


d [mm]	DN [mm]	PN	kv-value ($\Delta p=1$ bar) [l/min]	EPDM Code	FPM Code
20	15	10	180	167 561 182	167 561 192
25	20	10	380	167 561 183	167 561 193
32	25	10	460	167 561 184	167 561 194
40	32	10	850	167 561 185	167 561 195
50	40	10	1080	167 561 186	167 561 196
63	50	10	1670	167 561 187	167 561 197

d [mm]	D [mm]	D1 [mm]	D3 [mm]	L [mm]	L2 [mm]	L3 [mm]	closest inch
20	95	65	14	120	56	130	1/2
25	105	75	14	140	65	150	3/4
32	115	85	14	150	71	160	1

table continued next page

PROGEF Standard metric



d [mm]	D [mm]	D1 [mm]	D3 [mm]	L [mm]	L2 [mm]	L3 [mm]	closest inch
40	140	100	18	170	85	180	1 ¼
50	150	110	18	190	89	200	1 ½
63	165	125	18	220	101	230	2



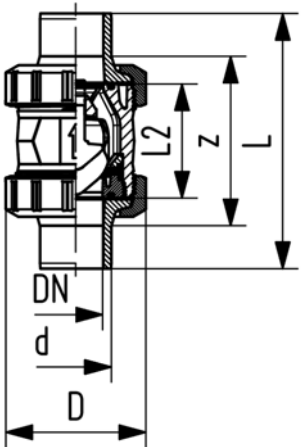
PROGEF Standard Check valve type 561 With butt fusion spigots SDR17,6 metric



Model:

- Material: PP-H
- Designed for easy installation and removal
- Sealing at a minimum water column of 2m
- Vibration free even at high flow velocity
- Flow-optimized return cone, double guided
- For horizontal or vertical installation
- Compact installation length, same as ball valve type 546
- Z-length, end connectors and union nuts **not** compatible with type 360
- New DN65-DN100

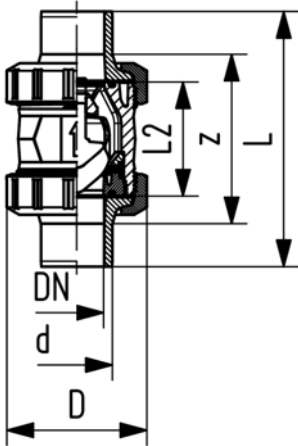
Available from 2nd quarter 2011



d [mm]	DN [mm]	PN	kv-value ($\Delta p=1$ bar) [l/min]	EPDM Code	FPM Code	D [mm]	L [mm]	L2 [mm]	e [mm]	closest inch
50	40	10	1080	167 561 066	167 561 076	97	191	89	2.9	1 ½
63	50	10	1670	167 561 067	167 561 077	124	220	101	3.6	2
75	65	10	2950	167 561 068	167 561 078	166	266	136	4.7	2 ½
90	80	10	3600	167 561 069	167 561 079	200	264	141	5.5	3
110	100	10	4150	167 561 070	167 561 080	238	301	164	6.8	4

PROGEF Standard metric

PROGEF Standard Check valve type 561 With butt fusion spigots IR-Plus SDR11 metric



Model:

- Material: PP-H
- Designed for easy installation and removal
- Sealing at a minimum water column of 2m
- Vibration free even at high flow velocity
- Flow-optimized return cone, double guided
- For horizontal or vertical installation
- Compact installation length, same as ball valve type 546
- Z-length, end connectors and union nuts **not** compatible with type 360
- New DN65-DN100

Available from 2nd quarter 2011

d [mm]	DN [mm]	PN	kv-value ($\Delta p=1$ bar) [l/min]	EPDM Code	FPM Code	D [mm]	L [mm]	L2 [mm]	e [mm]	closest inch
20	15	10	180	167 561 082	167 561 092	50	130	56	1.9	1/2
25	20	10	380	167 561 083	167 561 093	58	143	65	2.3	3/4
32	25	10	460	167 561 084	167 561 094	68	150	71	3.0	1
40	32	10	850	167 561 085	167 561 095	84	171	85	3.7	1 1/4
50	40	10	1080	167 561 086	167 561 096	97	191	89	4.6	1 1/2
63	50	10	1670	167 561 087	167 561 097	124	220	101	5.8	2
75	65	10	2950	167 561 088	167 561 098	166	266	136	8.2	2 1/2
90	80	10	3600	167 561 089	167 561 099	200	264	141	9.9	3
110	100	10	4150	167 561 090	167 561 100	238	301	164	12.0	4

PROGEF Standard metric

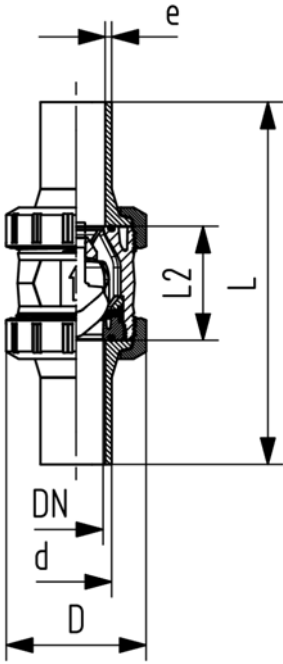
PROGEF Standard Check valve type 561 With butt fusion spigots long PE100 SDR11 metric



Model:

- Material: PP-H
- Designed for easy installation and removal
- Sealing at a minimum water column of 2m
- Vibration free even at high flow velocity
- Flow-optimized return cone, double guided
- For horizontal or vertical installation
- Compact installation length, same as ball valve type 546
- Z-length, end connectors and union nuts **not** compatible with type 360

Available from 2nd quarter 2011



d [mm]	DN [mm]	PN	kv-value ($\Delta p=1$ bar) [l/min]	EPDM Code	FPM Code	D [mm]	L [mm]	L2 [mm]	e [mm]	closest inch
20	15	10	180	167 561 282	167 561 292	50	193	56	2.3	1/2
25	20	10	380	167 561 283	167 561 293	58	216	65	2.3	3/4
32	25	10	460	167 561 284	167 561 294	68	223	71	3.0	1
40	32	10	850	167 561 285	167 561 295	84	249	85	3.7	1 1/4
50	40	10	1080	167 561 286	167 561 296	97	271	89	4.6	1 1/2
63	50	10	1670	167 561 287	167 561 297	124	321	101	5.8	2

PROGEF Standard metric

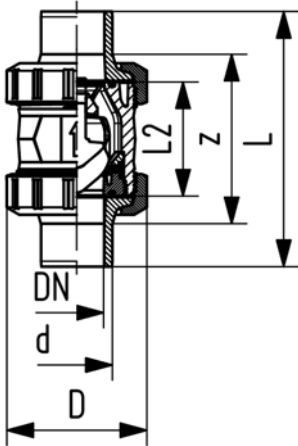
PROGEF Standard Check valve type 561 With butt fusion spigots PE100 SDR17,6 metric



Model:

- Material: PP-H
- Designed for easy installation and removal
- Sealing at a minimum water column of 2m
- Vibration free even at high flow velocity
- Flow-optimized return cone, double guided
- For horizontal or vertical installation
- Compact installation length, same as ball valve type 546
- Z-length, end connectors and union nuts **not** compatible with type 360

Available from 2nd quarter 2011



d [mm]	DN [mm]	PN	kv-value ($\Delta p=1$ bar) [l/min]	EPDM Code	FPM Code	D [mm]	L [mm]	L2 [mm]	e [mm]	closest inch
50	40	10	1080	167 561 266	167 561 276	97	191	89	2.9	1 ½
63	50	10	1670	167 561 267	167 561 277	124	220	101	3.6	2

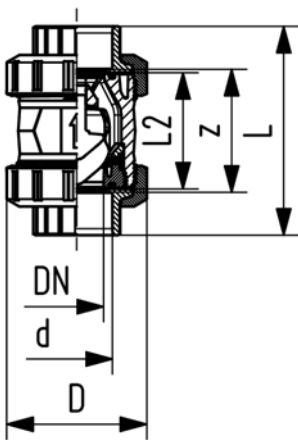
PROGEF Standard Check valve type 562 With fusion sockets metric



Model:

- Material: PP-H
- Spring loaded, spring made of stainless steel (1.4310)
- Spring available in other materials, see spare parts
- Designed for easy installation and removal
- Sealing at a minimum water column of 0.5m
- Vibration free even at high flow velocity
- Flow-optimized return cone, double guided
- For horizontal or vertical installation
- Compact installation length, same as ball valve type 546
- Z-length, end connectors and union nuts **not** compatible with type 360
- New DN65-DN100

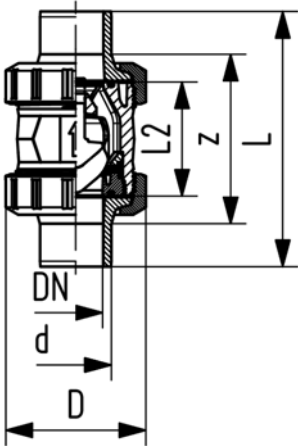
Available from 2nd quarter 2011



d [mm]	DN [mm]	PN	kv-value ($\Delta p=1$ bar) [l/min]	EPDM Code	FPM Code	D [mm]	L [mm]	L2 [mm]	z [mm]	closest inch
16	10	10	190	167 562 001	167 562 011	50	93	56	67	¾
20	15	10	180	167 562 002	167 562 012	50	95	56	66	½
25	20	10	380	167 562 003	167 562 013	58	109	65	77	¾
32	25	10	460	167 562 004	167 562 014	68	119	71	83	1
40	32	10	850	167 562 005	167 562 015	84	135	85	99	1 ¼
50	40	10	1080	167 562 006	167 562 016	97	147	89	105	1 ½
63	50	10	1670	167 562 007	167 562 017	124	168	101	117	2
75	65	10	2950	167 562 008	167 562 018	166	233	136	167	2 ½
90	80	10	3600	167 562 009	167 562 019	200	254	141	180	3
110	100	10	4150	167 562 010	167 562 020	238	301	164	215	4

PROGEF Standard metric

PROGEF Standard Check valve type 562 With socket fusion spigots metric



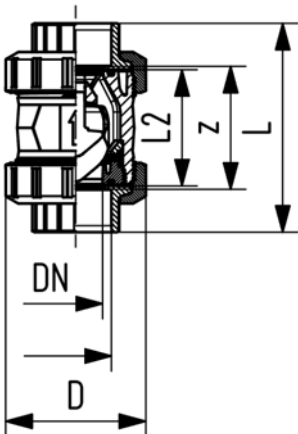
Model:

- Material: PP-H
- Spring loaded, spring made of stainless steel (1.4310)
- Spring available in other materials, see spare parts
- Designed for easy installation and removal
- Sealing at a minimum water column of 0.5m
- Vibration free even at high flow velocity
- Flow-optimized return cone, double guided
- For horizontal or vertical installation
- Compact installation length, same as ball valve type 546
- Z-length, end connectors and union nuts **not** compatible with type 360
- New DN65-DN100

Available from 2nd quarter 2011

d [mm]	DN [mm]	PN	kv-value ($\Delta p=1$ bar) [l/min]	EPDM Code	FPM Code	D [mm]	L [mm]	L2 [mm]	closest inch
16	10	10	190	167 562 041	167 562 051	50	110	56	3/8
20	15	10	180	167 562 042	167 562 052	50	120	56	1/2
25	20	10	380	167 562 043	167 562 053	58	139	65	3/4
32	25	10	460	167 562 044	167 562 054	68	150	71	1
40	32	10	850	167 562 045	167 562 055	84	170	85	1 1/4
50	40	10	1080	167 562 046	167 562 056	97	190	89	1 1/2
63	50	10	1670	167 562 047	167 562 057	124	220	101	2
75	65	10	2950	167 562 048	167 562 058	166	280	136	2 1/2
90	80	10	3600	167 562 049	167 562 059	200	296	141	3
110	100	10	4150	167 562 050	167 562 060	238	336	164	4

PROGEF Standard Check valve type 562 With threaded sockets reinforced Rp



Model:

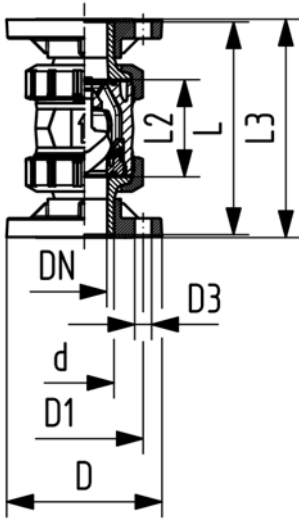
- Material: PP-H
- Spring loaded, spring made of stainless steel (1.4310)
- Spring available in other materials, see spare parts
- Designed for easy installation and removal
- Sealing at a minimum water column of 0.5m
- Vibration free even at high flow velocity
- Flow-optimized return cone, double guided
- For horizontal or vertical installation
- Compact installation length, same as ball valve type 546
- Z-length, end connectors and union nuts **not** compatible with type 360

Available from 2nd quarter 2011

Rp [inch]	DN [mm]	PN	kv-value ($\Delta p=1$ bar) [l/min]	EPDM Code	FPM Code	D [mm]	L [mm]	L2 [mm]	z [mm]
3/8	10	10	190	167 562 021	167 562 031	50	96	56	69
1/2	15	10	180	167 562 022	167 562 032	50	99	56	67
3/4	20	10	380	167 562 023	167 562 033	58	111	65	78
1	25	10	460	167 562 024	167 562 034	68	127	71	85
1 1/4	32	10	850	167 562 025	167 562 035	84	146	85	100
1 1/2	40	10	1080	167 562 026	167 562 036	97	157	89	106
2	50	10	1670	167 562 027	167 562 037	124	183	101	121

PROGEF Standard metric

PROGEF Standard Check valve type 562 With fixed flanges metric



Model:

- Material: PP-H
- Spring loaded, spring made of stainless steel (1.4310)
- Spring available in other materials, see spare parts
- Designed for easy installation and removal
- Sealing at a minimum water column of 0.5m
- Vibration free even at high flow velocity
- Flow-optimized return cone, double guided
- For horizontal or vertical installation
- Compact installation length, same as ball valve type 546
- Z-length, end connectors and union nuts **not** compatible with type 360
- Installation length according to EN 558-1
- Connecting dimension: ISO 7005 PN10, EN 1092 PN10, DIN 2501 PN10

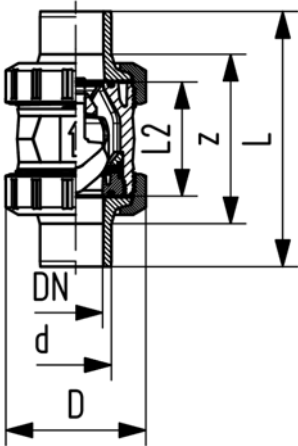
Available from 2nd quarter 2011

d [mm]	DN [mm]	PN	kv-value ($\Delta p=1$ bar) [l/min]	EPDM Code	FPM Code
20	15	10	180	167 562 182	167 562 192
25	20	10	380	167 562 183	167 562 193
32	25	10	460	167 562 184	167 562 194
40	32	10	850	167 562 185	167 562 195
50	40	10	1080	167 562 186	167 562 196
63	50	10	1670	167 562 187	167 562 197

d [mm]	D [mm]	D1 [mm]	D3 [mm]	L [mm]	L2 [mm]	L3 [mm]	closest inch
20	95	65	14	120	56	130	1/2
25	105	75	14	140	65	150	3/4
32	115	85	14	150	71	160	1
40	140	100	18	170	85	180	1 1/4
50	150	110	18	190	89	200	1 1/2
63	165	125	18	220	101	230	2

PROGEF Standard metric

PROGEF Standard Check valve type 562 With butt fusion spigots SDR17,6 metric



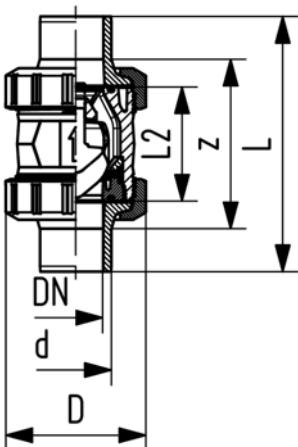
Model:

- Material: PP-H
- Spring loaded, spring made of stainless steel (1.4310)
- Spring available in other materials, see spare parts
- Designed for easy installation and removal
- Sealing at a minimum water column of 0.5m
- Vibration free even at high flow velocity
- Flow-optimized return cone, double guided
- For horizontal or vertical installation
- Compact installation length, same as ball valve type 546
- Z-length, end connectors and union nuts **not** compatible with type 360
- New DN65-DN100

Available from 2nd quarter 2011

d [mm]	DN [mm]	PN	kv-value ($\Delta p=1$ bar) [l/min]	EPDM Code	FPM Code	D [mm]	L [mm]	L2 [mm]	e [mm]	closest inch
50	40	10	1080	167 562 066	167 562 076	97	191	89	2.9	1 ½
63	50	10	1670	167 562 067	167 562 077	124	220	101	3.6	2
75	65	10	2950	167 562 068	167 562 078	166	266	136	4.7	2 ½
90	80	10	3600	167 562 069	167 562 079	200	264	141	5.5	3
110	100	10	4150	167 562 070	167 562 080	238	301	164	6.8	4

PROGEF Standard Check valve type 562 With butt fusion spigots IR-Plus SDR11 metric



Model:

- Material: PP-H
- Spring loaded, spring made of stainless steel (1.4310)
- Spring available in other materials, see spare parts
- Designed for easy installation and removal
- Sealing at a minimum water column of 0.5m
- Vibration free even at high flow velocity
- Flow-optimized return cone, double guided
- For horizontal or vertical installation
- Compact installation length, same as ball valve type 546
- Z-length, end connectors and union nuts **not** compatible with type 360
- New DN65-DN100

Available from 2nd quarter 2011

d [mm]	DN [mm]	PN	kv-value ($\Delta p=1$ bar) [l/min]	EPDM Code	FPM Code	D [mm]	L [mm]	L2 [mm]	e [mm]	closest inch
20	15	10	180	167 562 082	167 562 092	50	130	56	1.9	¾
25	20	10	380	167 562 083	167 562 093	58	143	65	2.3	¾
32	25	10	460	167 562 084	167 562 094	68	150	71	3.0	1
40	32	10	850	167 562 085	167 562 095	84	171	85	3.7	1 ¼
50	40	10	1080	167 562 086	167 562 096	97	191	89	4.6	1 ½
63	50	10	1670	167 562 087	167 562 097	124	220	101	5.8	2
75	65	10	2950	167 562 088	167 562 098	166	266	136	8.2	2 ½
90	80	10	3600	167 562 089	167 562 099	200	264	141	9.9	3
110	100	10	4150	167 562 090	167 562 100	238	301	164	12.0	4

PROGEF Standard metric

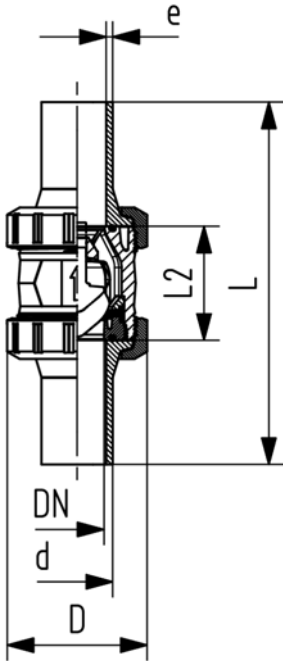
PROGEF Standard Check valve type 562 With butt fusion spigots long PE100 SDR11 metric



Model:

- Material: PP-H
- Spring loaded, spring made of stainless steel (1.4310)
- Spring available in other materials, see spare parts
- Designed for easy installation and removal
- Sealing at a minimum water column of 0.5m
- Vibration free even at high flow velocity
- Flow-optimized return cone, double guided
- For horizontal or vertical installation
- Compact installation length, same as ball valve type 546
- Z-length, end connectors and union nuts **not** compatible with type 360

Available from 2nd quarter 2011



d [mm]	DN [mm]	PN	kv-value ($\Delta p=1$ bar) [l/min]	EPDM Code	FPM Code	D [mm]	L [mm]	L2 [mm]	e [mm]	closest inch
20	15	10	180	167 562 282	167 562 292	50	193	56	2.3	1/2
25	20	10	380	167 562 283	167 562 293	58	216	65	2.3	3/4
32	25	10	460	167 562 284	167 562 294	68	223	71	3.0	1
40	32	10	850	167 562 285	167 562 295	84	249	85	3.7	1 1/4
50	40	10	1080	167 562 286	167 562 296	97	271	89	4.6	1 1/2
63	50	10	1670	167 562 287	167 562 297	124	321	101	5.8	2

PROGEF Standard metric

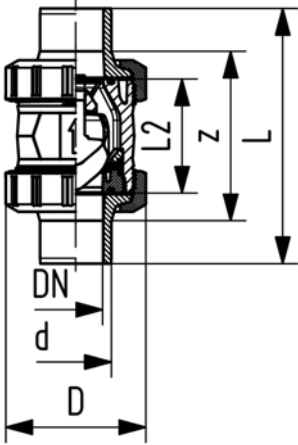
PROGEF Standard Check valve type 562 With butt fusion spigots PE100 SDR17,6 metric



Model:

- Material: PP-H
- Spring loaded, spring made of stainless steel (1.4310)
- Spring available in other materials, see spare parts
- Designed for easy installation and removal
- Sealing at a minimum water column of 0.5m
- Vibration free even at high flow velocity
- Flow-optimized return cone, double guided
- For horizontal or vertical installation
- Compact installation length, same as ball valve type 546
- Z-length, end connectors and union nuts **not** compatible with type 360

Available from 2nd quarter 2011



d [mm]	DN [mm]	PN	kv-value ($\Delta p=1$ bar) [l/min]	EPDM Code	FPM Code	D [mm]	L [mm]	L2 [mm]	e [mm]	closest inch
50	40	10	1080	167 562 266	167 562 276	97	191	89	2.9	1 ½
63	50	10	1670	167 562 267	167 562 277	124	220	101	3.6	2

PROGEF Standard ASTM/ANSI

Cone check valves

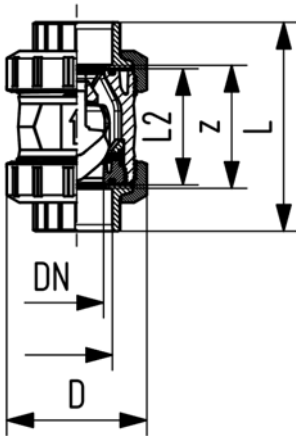
PROGEF Standard Check valve type 561 With threaded sockets reinforced NPT



Model:

- Material: PP-H
- Designed for easy installation and removal
- Sealing at a minimum water column of 2m
- Vibration free even at high flow velocity
- Flow-optimized return cone, double guided
- For horizontal or vertical installation
- Compact installation length, same as ball valve type 546
- Z-length, end connectors and union nuts **not** compatible with type 360

Available from 2nd quarter 2011



NPT [inch]	DN [mm]	PN	kv-value ($\Delta p=1$ bar) [l/min]	EPDM Code	FPM Code	D [mm]	L [mm]	L2 [mm]	z [mm]
3/8	10	10	190	167 561 101	167 561 111	50	96	56	71
1/2	15	10	180	167 561 102	167 561 112	50	99	56	64
3/4	20	10	380	167 561 103	167 561 113	58	111	65	76
1	25	10	460	167 561 104	167 561 114	68	127	71	83
1 1/4	32	10	850	167 561 105	167 561 115	84	146	85	100
1 1/2	40	10	1080	167 561 106	167 561 116	97	157	89	111
2	50	10	1670	167 561 107	167 561 117	124	183	101	134

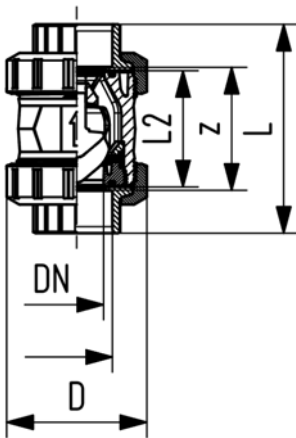
PROGEF Standard Check valve type 562 With threaded sockets reinforced NPT



Model:

- Material: PP-H
- Spring loaded, spring made of stainless steel (1.4310)
- Spring available in other materials, see spare parts
- Designed for easy installation and removal
- Sealing at a minimum water column of 0.5m
- Vibration free even at high flow velocity
- Flow-optimized return cone, double guided
- For horizontal or vertical installation
- Compact installation length, same as ball valve type 546
- Z-length, end connectors and union nuts **not** compatible with type 360

Available from 2nd quarter 2011

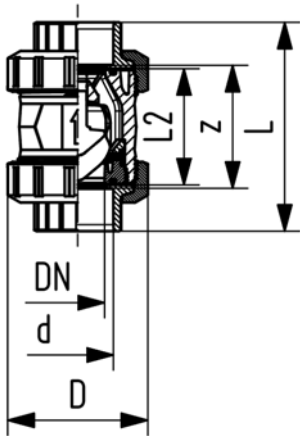


NPT [inch]	DN [mm]	PN	kv-value ($\Delta p=1$ bar) [l/min]	EPDM Code	FPM Code	D [mm]	L [mm]	L2 [mm]	z [mm]
3/8	10	10	190	167 562 101	167 562 111	50	96	56	71
1/2	15	10	180	167 562 102	167 562 112	50	99	56	64
3/4	20	10	380	167 562 103	167 562 113	58	111	65	76
1	25	10	460	167 562 104	167 562 114	68	127	71	83
1 1/4	32	10	850	167 562 105	167 562 115	84	146	85	100
1 1/2	40	10	1080	167 562 106	167 562 116	97	157	89	111
2	50	10	1670	167 562 107	167 562 117	124	183	101	134

PROGEF Plus metric/ASTM/ANSI/BS

Cone check valves

PROGEF Plus silicone free Check valve type 561 With fusion sockets metric



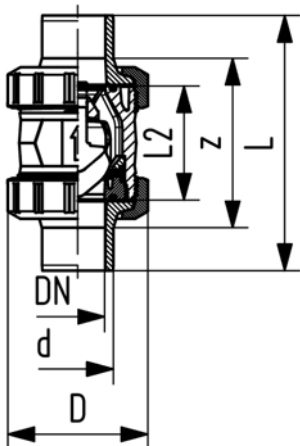
Model:

- Material: PP-H / silicone free cleaned
- Designed for easy installation and removal
- Sealing at a minimum water column of 2m
- Vibration free even at high flow velocity
- Flow-optimized return cone, double guided
- For horizontal or vertical installation
- Compact installation length, same as ball valve type 546
- Z-length, end connectors and union nuts **not** compatible with type 360
- New DN65-DN100

Available from 2nd quarter 2011

d [mm]	DN [mm]	PN	kv-value ($\Delta p=1$ bar) [l/min]	EPDM Code	FPM Code	D [mm]	L [mm]	L2 [mm]	z [mm]	closest inch
16	10	10	190	167 561 201	167 561 211	50	93	56	67	3/8
20	15	10	180	167 561 202	167 561 212	50	95	56	66	1/2
25	20	10	380	167 561 203	167 561 213	58	109	65	77	3/4
32	25	10	460	167 561 204	167 561 214	68	119	71	83	1
40	32	10	850	167 561 205	167 561 215	84	135	85	99	1 1/4
50	40	10	1080	167 561 206	167 561 216	97	147	89	105	1 1/2
63	50	10	1670	167 561 207	167 561 217	124	168	101	117	2
75	65	10	2950	167 561 208	167 561 218	166	233	136	167	2 1/2
90	80	10	3600	167 561 209	167 561 219	200	254	141	180	3
110	100	10	4150	167 561 210	167 561 220	238	301	164	215	4

PROGEF Plus silicone free Check valve type 561 With socket fusion spigots metric



Model:

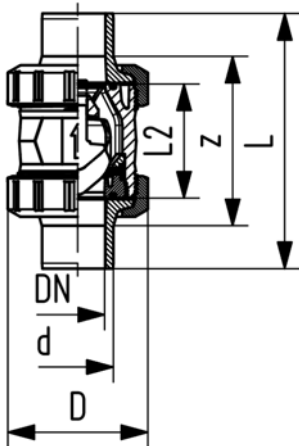
- Material: PP-H / silicone free cleaned
- Designed for easy installation and removal
- Sealing at a minimum water column of 2m
- Vibration free even at high flow velocity
- Flow-optimized return cone, double guided
- For horizontal or vertical installation
- Compact installation length, same as ball valve type 546
- Z-length, end connectors and union nuts **not** compatible with type 360
- New DN65-DN100

Available from 2nd quarter 2011

d [mm]	DN [mm]	PN	kv-value ($\Delta p=1$ bar) [l/min]	EPDM Code	FPM Code	D [mm]	L [mm]	L2 [mm]	L3 [mm]	closest inch
16	10	10	190	167 561 221	167 561 231	50	110	56		3/8
20	15	10	180	167 561 222	167 561 232	50	120	56	130	1/2
25	20	10	380	167 561 223	167 561 233	58	139	65	150	3/4
32	25	10	460	167 561 224	167 561 234	68	150	71	160	1
40	32	10	850	167 561 225	167 561 235	84	170	85	180	1 1/4
50	40	10	1080	167 561 226	167 561 236	97	190	89	200	1 1/2
63	50	10	1670	167 561 227	167 561 237	124	220	101	230	2
75	65	10	2950	167 561 228	167 561 238	166	280	136	290	2 1/2
90	80	10	3600	167 561 229	167 561 239	200	296	141	310	3
110	100	10	4150	167 561 230	167 561 240	238	336	164	350	4

PROGEF Plus metric/ASTM/ANSI/BS

PROGEF Plus silicone free Check valve type 561 With butt fusion spigots IR-Plus SDR11 metric



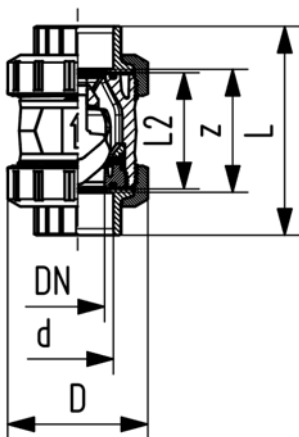
Model:

- Material: PP-H / silicone free cleaned
- Designed for easy installation and removal
- Sealing at a minimum water column of 2m
- Vibration free even at high flow velocity
- Flow-optimized return cone, double guided
- For horizontal or vertical installation
- Compact installation length, same as ball valve type 546
- Z-length, end connectors and union nuts **not** compatible with type 360
- New DN65-DN100

Available from 2nd quarter 2011

d [mm]	DN [mm]	PN	kv-value ($\Delta p=1$ bar) [l/min]	EPDM Code	FPM Code	D [mm]	L [mm]	L2 [mm]	e [mm]	closest inch
20	15	10	180	167 561 242	167 561 252	50	130	56	1.9	1/2
25	20	10	380	167 561 243	167 561 253	58	143	65	2.3	3/4
32	25	10	460	167 561 244	167 561 254	68	150	71	3.0	1
40	32	10	850	167 561 245	167 561 255	84	171	85	3.7	1 1/4
50	40	10	1080	167 561 246	167 561 256	97	191	89	4.6	1 1/2
63	50	10	1670	167 561 247	167 561 257	124	220	101	5.8	2
75	65	10	2950	167 561 248	167 561 258	166	266	136	8.2	2 1/2
90	80	10	3600	167 561 249	167 561 259	200	264	141	9.9	3
110	100	10	4150	167 561 250	167 561 260	238	301	164	12.0	4

PROGEF Plus silicone free Check valve type 562 With fusion sockets metric



Model:

- Material: PP-H / silicone free cleaned
- Spring loaded, spring made of stainless steel (1.4310)
- Spring available in other materials, see spare parts
- Designed for easy installation and removal
- Sealing at a minimum water column of 0.5m
- Vibration free even at high flow velocity
- Flow-optimized return cone, double guided
- For horizontal or vertical installation
- Compact installation length, same as ball valve type 546
- Z-length, end connectors and union nuts **not** compatible with type 360
- New DN65-DN100

Available from 2nd quarter 2011

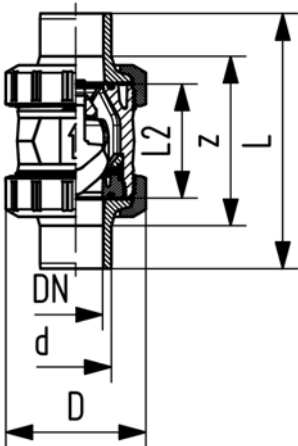
d [mm]	DN [mm]	PN	kv-value ($\Delta p=1$ bar) [l/min]	EPDM Code	FPM Code	D [mm]	L [mm]	L2 [mm]	z [mm]	closest inch
16	10	10	190	167 562 201	167 562 211	50	93	56	67	3/8
20	15	10	180	167 562 202	167 562 212	50	95	56	66	1/2
25	20	10	380	167 562 203	167 562 213	58	109	65	77	3/4
32	25	10	460	167 562 204	167 562 214	68	119	71	83	1
40	32	10	850	167 562 205	167 562 215	84	135	85	99	1 1/4
50	40	10	1080	167 562 206	167 562 216	97	147	89	105	1 1/2
63	50	10	1670	167 562 207	167 562 217	124	168	101	117	2
75	65	10	2950	167 562 208	167 562 218	166	233	136	167	2 1/2
90	80	10	3600	167 562 209	167 562 219	200	254	141	180	3
110	100	10	4150	167 562 210	167 562 220	238	301	164	215	4

PROGEF Plus metric/ASTM/ANSI/BS

PROGEF Plus silicone free

Check valve type 562

With socket fusion spigots metric



Model:

- Material: PP-H / silicone free cleaned
- Spring loaded, spring made of stainless steel (1.4310)
- Spring available in other materials, see spare parts
- Designed for easy installation and removal
- Sealing at a minimum water column of 0.5m
- Vibration free even at high flow velocity
- Flow-optimized return cone, double guided
- For horizontal or vertical installation
- Compact installation length, same as ball valve type 546
- Z-length, end connectors and union nuts **not** compatible with type 360
- New DN65-DN100

Available from 2nd quarter 2011

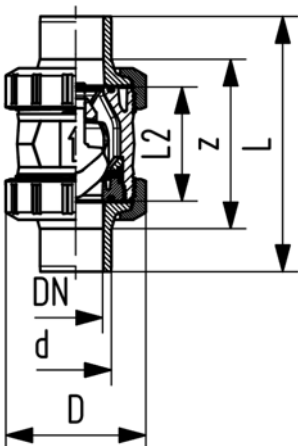
d [mm]	DN [mm]	PN	kv-value ($\Delta p=1$ bar) [l/min]	EPDM Code	FPM Code	D [mm]	L [mm]	L2 [mm]	closest inch
16	10	10	190	167 562 221	167 562 231	50	110	56	3/8
20	15	10	180	167 562 222	167 562 232	50	120	56	1/2
25	20	10	380	167 562 223	167 562 233	58	139	65	3/4
32	25	10	460	167 562 224	167 562 234	68	150	71	1
40	32	10	850	167 562 225	167 562 235	84	170	85	1 1/4
50	40	10	1080	167 562 226	167 562 236	97	190	89	1 1/2
63	50	10	1670	167 562 227	167 562 237	124	220	101	2
75	65	10	2950	167 562 228	167 562 238	166	280	136	2 1/2
90	80	10	3600	167 562 229	167 562 239	200	296	141	3
110	100	10	4150	167 562 230	167 562 240	238	336	164	4

PROGEF Plus silicone free

Check valve type 562

With butt fusion spigots IR-Plus

SDR11 metric



Model:

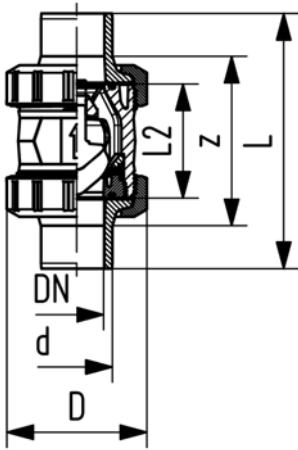
- Material: PP-H / silicone free cleaned
- Spring loaded, spring made of stainless steel (1.4310)
- Spring available in other materials, see spare parts
- Designed for easy installation and removal
- Sealing at a minimum water column of 0.5m
- Vibration free even at high flow velocity
- Flow-optimized return cone, double guided
- For horizontal or vertical installation
- Compact installation length, same as ball valve type 546
- Z-length, end connectors and union nuts **not** compatible with type 360
- New DN65-DN100

Available from 2nd quarter 2011

d [mm]	DN [mm]	PN	kv-value ($\Delta p=1$ bar) [l/min]	EPDM Code	FPM Code	D [mm]	L [mm]	L2 [mm]	e [mm]	closest inch
20	15	10	180	167 562 242	167 562 252	50	130	56	1.9	1/2
25	20	10	380	167 562 243	167 562 253	58	143	65	2.3	3/4
32	25	10	460	167 562 244	167 562 254	68	150	71	3.0	1
40	32	10	850	167 562 245	167 562 255	84	171	85	3.7	1 1/4
50	40	10	1080	167 562 246	167 562 256	97	191	89	4.6	1 1/2
63	50	10	1670	167 562 247	167 562 257	124	220	101	5.8	2

table continued next page

PROGEF Plus metric/ASTM/ANSI/BS



d [mm]	DN [mm]	PN	kv-value ($\Delta p=1$ bar) [l/min]	EPDM Code	FPM Code	D [mm]	L [mm]	L2 [mm]	e [mm]	closest inch
75	65	10	2950	167 562 248	167 562 258	166	266	136	8.2	2 ½
90	80	10	3600	167 562 249	167 562 259	200	264	141	9.9	3
110	100	10	4150	167 562 250	167 562 260	238	301	164	12.0	4

SYGEF Standard metric/ASTM/ANSI

Cone check valves

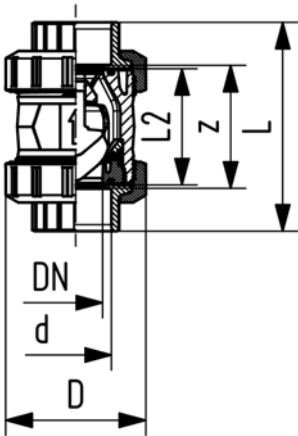
SYGEF Standard Check valve type 561 With fusion sockets metric



Model:

- Material: PVDF
- Designed for easy installation and removal
- Sealing at a minimum water column of 2m
- Vibration free even at high flow velocity
- Flow-optimized return cone, double guided
- For horizontal or vertical installation
- Compact installation length, same as ball valve type 546
- Z-length, end connectors and union nuts **not** compatible with type 360

Warning: please make sure the diameter is not reduced through welding beads (Danger of turbulences)
Available from 2nd quarter 2011



d [mm]	DN [mm]	PN	kv-value ($\Delta p=1$ bar) [l/min]	FPM Code	D [mm]	L [mm]	L2 [mm]	z [mm]	closest inch
16	10	16	190	175 561 011	50	93	56	67	3/8
20	15	16	180	175 561 012	50	95	56	66	1/2
25	20	16	380	175 561 013	58	109	65	77	3/4
32	25	16	460	175 561 014	68	119	71	83	1
40	32	16	850	175 561 015	84	135	85	99	1 1/4
50	40	16	1080	175 561 016	97	147	89	105	1 1/2
63	50	16	1670	175 561 017	124	168	101	117	2

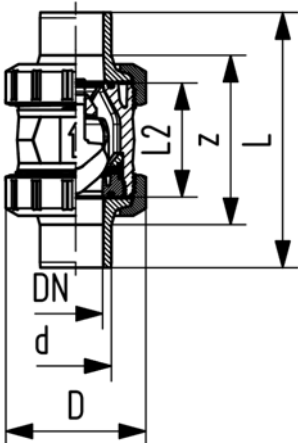
SYGEF Standard Check valve type 561 With socket fusion spigots metric



Model:

- Material: PVDF
- Designed for easy installation and removal
- Sealing at a minimum water column of 2m
- Vibration free even at high flow velocity
- Flow-optimized return cone, double guided
- For horizontal or vertical installation
- Compact installation length, same as ball valve type 546
- Z-length, end connectors and union nuts **not** compatible with type 360

Warning: please make sure the diameter is not reduced through welding beads (Danger of turbulences)
Available from 2nd quarter 2011



d [mm]	DN [mm]	PN	kv-value ($\Delta p=1$ bar) [l/min]	FPM Code	D [mm]	L [mm]	L2 [mm]	closest inch
16	10	16	190	175 561 051	50	110	56	3/8
20	15	16	180	175 561 052	50	120	56	1/2
25	20	16	380	175 561 053	58	139	65	3/4
32	25	16	460	175 561 054	68	150	71	1
40	32	16	850	175 561 055	84	170	85	1 1/4
50	40	16	1080	175 561 056	97	190	89	1 1/2
63	50	16	1670	175 561 057	124	220	101	2

SYGEF Standard metric/ASTM/ANSI

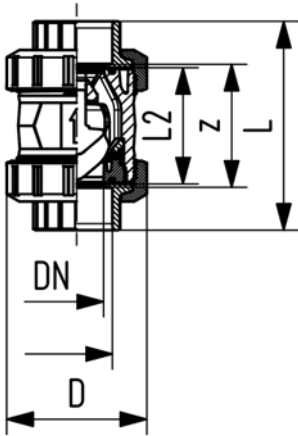
SYGEF Standard Check valve type 561 With threaded sockets NPT



Model:

- Material: PVDF
- Designed for easy installation and removal
- Sealing at a minimum water column of 2m
- Vibration free even at high flow velocity
- Flow-optimized return cone, double guided
- For horizontal or vertical installation
- Compact installation length, same as ball valve type 546
- Z-length, end connectors and union nuts **not** compatible with type 360

Warning: please make sure the diameter is not reduced through welding beads (Danger of turbulences)
Available from 2nd quarter 2011



NPT [inch]	DN [mm]	PN	kv-value ($\Delta p=1$ bar) [l/min]	FPM Code	D [mm]	L [mm]	L2 [mm]	z [mm]
3/8	10	10	190	175 561 111	50	96	56	69
1/2	15	10	180	175 561 112	50	99	56	64
3/4	20	10	380	175 561 113	58	111	65	76
1	25	10	460	175 561 114	68	127	71	83
1 1/4	32	10	850	175 561 115	84	146	85	101
1 1/2	40	10	1080	175 561 116	97	157	89	111
2	50	10	1670	175 561 117	124	183	101	135

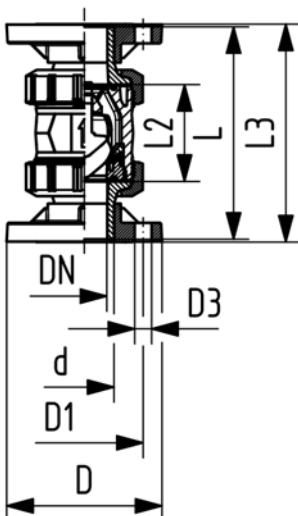
SYGEF Standard Check valve type 561 With fixed flanges metric



Model:

- Material: PVDF
- Designed for easy installation and removal
- Sealing at a minimum water column of 2m
- Vibration free even at high flow velocity
- Flow-optimized return cone, double guided
- For horizontal or vertical installation
- Compact installation length, same as ball valve type 546
- Z-length, end connectors and union nuts **not** compatible with type 360
- Installation length according to EN 558-1
- Connecting dimension: ISO 7005 PN10, EN 1092 PN10, DIN 2501 PN10

Warning: please make sure the diameter is not reduced through welding beads (Danger of turbulences)
Available from 2nd quarter 2011



d [mm]	DN [mm]	PN	kv-value ($\Delta p=1$ bar) [l/min]	FPM Code	D [mm]	D1 [mm]	D3 [mm]	L [mm]	L2 [mm]	L3 [mm]	closest inch
20	15	16	180	175 561 192	93	65	14	120	56	130	1/2
25	20	16	380	175 561 193	103	75	14	140	65	150	3/4
32	25	16	460	175 561 194	115	85	14	150	71	160	1
40	32	16	850	175 561 195	137	100	18	170	85	180	1 1/4
50	40	16	1080	175 561 196	147	110	18	190	89	200	1 1/2
63	50	16	1670	175 561 197	162	125	18	220	101	230	2

SYGEF Standard metric/ASTM/ANSI

SYGEF Standard

Check valve type 561

With butt fusion spigots IR-Plus metric

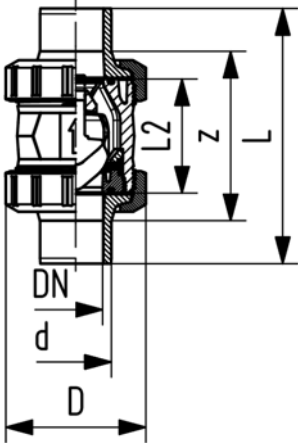


Model:

- Material: PVDF
- Designed for easy installation and removal
- Sealing at a minimum water column of 2m
- Vibration free even at high flow velocity
- Flow-optimized return cone, double guided
- For horizontal or vertical installation
- Compact installation length, same as ball valve type 546
- Z-length, end connectors and union nuts **not** compatible with type 360

Warning: please make sure the diameter is not reduced through welding beads (Danger of turbulences)

Available from 2nd quarter 2011



d [mm]	DN [mm]	PN	kv-value ($\Delta p=1$ bar) [l/min]	FPM Code	D [mm]	L [mm]	L2 [mm]	e [mm]	closest inch
20	15	16	180	175 561 092	50	130	56	1.9	½
25	20	16	380	175 561 093	58	143	65	1.9	¾
32	25	16	460	175 561 094	68	150	71	2.4	1
40	32	16	850	175 561 095	84	171	85	2.4	1 ¼
50	40	16	1080	175 561 096	97	191	89	3.0	1 ½
63	50	16	1670	175 561 097	124	220	101	3.0	2

SYGEF Standard

Check valve type 562

With fusion sockets metric

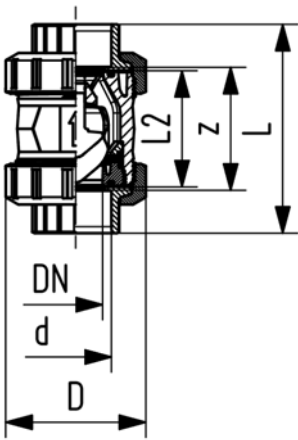


Model:

- Material: PVDF
- Spring loaded, spring made of stainless steel (1.4310)
- Spring available in other materials, see spare parts
- Designed for easy installation and removal
- Sealing at a minimum water column of 0.5m
- Vibration free even at high flow velocity
- Flow-optimized return cone, double guided
- For horizontal or vertical installation
- Compact installation length, same as ball valve type 546
- Z-length, end connectors and union nuts **not** compatible with type 360

Warning: please make sure the diameter is not reduced through welding beads (Danger of turbulences)

Available from 2nd quarter 2011



d [mm]	DN [mm]	PN	kv-value ($\Delta p=1$ bar) [l/min]	FPM Code	D [mm]	L [mm]	L2 [mm]	z [mm]	closest inch
16	10	16	190	175 562 011	50	93	56	67	¾
20	15	16	180	175 562 012	50	95	56	66	½
25	20	16	380	175 562 013	58	109	65	77	¾
32	25	16	460	175 562 014	68	119	71	83	1
40	32	16	850	175 562 015	84	135	85	99	1 ¼
50	40	16	1080	175 562 016	97	147	89	105	1 ½
63	50	16	1670	175 562 017	124	168	101	117	2

SYGEF Standard metric/ASTM/ANSI

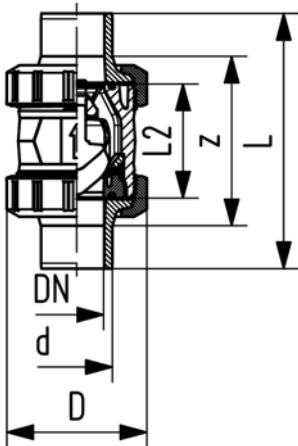
SYGEF Standard Check valve type 562 With socket fusion spigots metric



Model:

- Material: PVDF
- Spring loaded, spring made of stainless steel (1.4310)
- Spring available in other materials, see spare parts
- Designed for easy installation and removal
- Sealing at a minimum water column of 0.5m
- Vibration free even at high flow velocity
- Flow-optimized return cone, double guided
- For horizontal or vertical installation
- Compact installation length, same as ball valve type 546
- Z-length, end connectors and union nuts **not** compatible with type 360

Warning: please make sure the diameter is not reduced through welding beads (Danger of turbulences)
Available from 2nd quarter 2011



d [mm]	DN [mm]	PN	kv-value ($\Delta p=1$ bar) [l/min]	FPM Code	D [mm]	L [mm]	L2 [mm]	closest inch
16	10	16	190	175 562 051	50	110	56	3/8
20	15	16	180	175 562 052	50	120	56	1/2
25	20	16	380	175 562 053	58	139	65	3/4
32	25	16	460	175 562 054	68	150	71	1
40	32	16	850	175 562 055	84	170	85	1 1/4
50	40	16	1080	175 562 056	97	190	89	1 1/2
63	50	16	1670	175 562 057	124	220	101	2

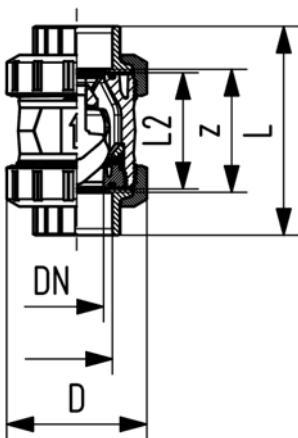
SYGEF Standard Check valve type 562 With threaded sockets NPT



Model:

- Material: PVDF
- Spring loaded, spring made of stainless steel (1.4310)
- Spring available in other materials, see spare parts
- Designed for easy installation and removal
- Sealing at a minimum water column of 0.5m
- Vibration free even at high flow velocity
- Flow-optimized return cone, double guided
- For horizontal or vertical installation
- Compact installation length, same as ball valve type 546
- Z-length, end connectors and union nuts **not** compatible with type 360

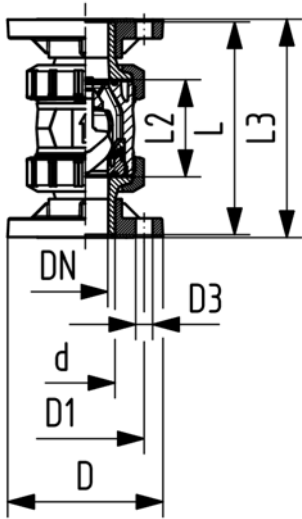
Warning: please make sure the diameter is not reduced through welding beads (Danger of turbulences)
Available from 2nd quarter 2011



NPT [inch]	DN [mm]	PN	kv-value ($\Delta p=1$ bar) [l/min]	FPM Code	D [mm]	L [mm]	L2 [mm]	z [mm]
3/8	10	10	190	175 562 111	50	96	56	69
1/2	15	10	180	175 562 112	50	99	56	64
3/4	20	10	380	175 562 113	58	111	65	76
1	25	10	460	175 562 114	68	127	71	83
1 1/4	32	10	850	175 562 115	84	146	85	101
1 1/2	40	10	1080	175 562 116	97	157	89	111
2	50	10	1670	175 562 117	124	183	101	135

SYGEF Standard metric/ASTM/ANSI

SYGEF Standard Check valve type 562 With fixed flanges metric



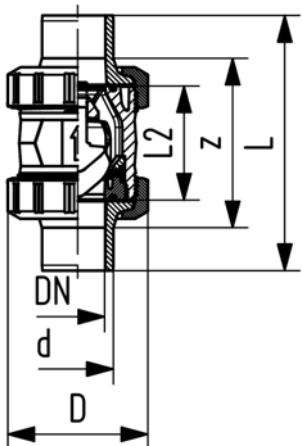
Model:

- Material: PVDF
- Spring loaded, spring made of stainless steel (1.4310)
- Spring available in other materials, see spare parts
- Designed for easy installation and removal
- Sealing at a minimum water column of 0.5m
- Vibration free even at high flow velocity
- Flow-optimized return cone, double guided
- For horizontal or vertical installation
- Compact installation length, same as ball valve type 546
- Z-length, end connectors and union nuts **not** compatible with type 360
- Installation length according to EN 558-1
- Connecting dimension: ISO 7005 PN10, EN 1092 PN10, DIN 2501 PN10

Warning: please make sure the diameter is not reduced through welding beads (Danger of turbulences)
Available from 2nd quarter 2011

d [mm]	DN [mm]	PN	kv-value ($\Delta p=1$ bar) [l/min]	FPM Code	D [mm]	D1 [mm]	D3 [mm]	L [mm]	L2 [mm]	L3 [mm]	closest inch
20	15	16	180	175 562 192	93	65	14	120	56	130	½
25	20	16	380	175 562 193	103	75	14	140	65	150	¾
32	25	16	460	175 562 194	115	85	14	150	71	160	1
40	32	16	850	175 562 195	137	100	18	170	85	180	1 ¼
50	40	16	1080	175 562 196	147	110	18	190	89	200	1 ½
63	50	16	1670	175 562 197	162	125	18	220	101	230	2

SYGEF Standard Check valve type 562 With butt fusion spigots IR-Plus metric



Model:

- Material: PVDF
- Spring loaded, spring made of stainless steel (1.4310)
- Spring available in other materials, see spare parts
- Designed for easy installation and removal
- Sealing at a minimum water column of 0.5m
- Vibration free even at high flow velocity
- Flow-optimized return cone, double guided
- For horizontal or vertical installation
- Compact installation length, same as ball valve type 546
- Z-length, end connectors and union nuts **not** compatible with type 360

Warning: please make sure the diameter is not reduced through welding beads (Danger of turbulences)
Available from 2nd quarter 2011

d [mm]	DN [mm]	PN	kv-value ($\Delta p=1$ bar) [l/min]	FPM Code	D [mm]	L [mm]	L2 [mm]	e [mm]	closest inch
20	15	16	180	175 562 092	50	130	56	1.9	½
25	20	16	380	175 562 093	58	143	65	1.9	¾
32	25	16	460	175 562 094	68	150	71	2.4	1
40	32	16	850	175 562 095	84	171	85	2.4	1 ¼
50	40	16	1080	175 562 096	97	191	89	3.0	1 ½
63	50	16	1670	175 562 097	124	220	101	3.0	2

SYGEF Standard metric/ASTM/ANSI

Cone check valves silicone free

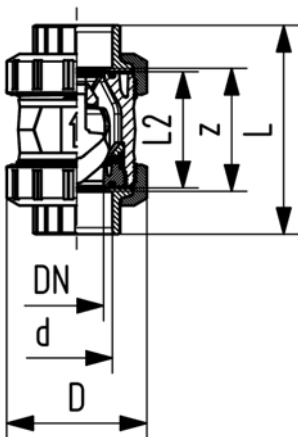
SYGEF Standard silicone free Check valve type 561 With fusion sockets metric



Model:

- Material: PVDF / silicone free cleaned
- Designed for easy installation and removal
- Sealing at a minimum water column of 2m
- Vibration free even at high flow velocity
- Flow-optimized return cone, double guided
- For horizontal or vertical installation
- Compact installation length, same as ball valve type 546
- Z-length, end connectors and union nuts **not** compatible with type 360

Warning: please make sure the diameter is not reduced through welding beads (Danger of turbulences)
Available from 2nd quarter 2011



d [mm]	DN [mm]	PN	kv-value ($\Delta p=1$ bar) [l/min]	FPM Code	D [mm]	L [mm]	L2 [mm]	z [mm]	closest inch
16	10	16	190	175 561 211	50	93	56	67	3/8
20	15	16	180	175 561 212	50	95	56	66	1/2
25	20	16	380	175 561 213	58	109	65	77	3/4
32	25	16	460	175 561 214	68	119	71	83	1
40	32	16	850	175 561 215	84	135	85	99	1 1/4
50	40	16	1080	175 561 216	97	147	89	105	1 1/2
63	50	16	1670	175 561 217	124	168	101	117	2

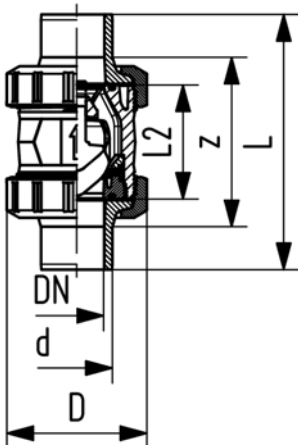
SYGEF Standard silicone free Check valve type 561 With socket fusion spigots metric



Model:

- Material: PVDF / silicone free cleaned
- Designed for easy installation and removal
- Sealing at a minimum water column of 2m
- Vibration free even at high flow velocity
- Flow-optimized return cone, double guided
- For horizontal or vertical installation
- Compact installation length, same as ball valve type 546
- Z-length, end connectors and union nuts **not** compatible with type 360

Warning: please make sure the diameter is not reduced through welding beads (Danger of turbulences)
Available from 2nd quarter 2011



d [mm]	DN [mm]	PN	kv-value ($\Delta p=1$ bar) [l/min]	FPM Code	D [mm]	L [mm]	L2 [mm]	closest inch
20	15	16	180	175 561 232	50	120	56	1/2
25	20	16	380	175 561 233	58	139	65	3/4
32	25	16	460	175 561 234	68	150	71	1
40	32	16	850	175 561 235	84	170	85	1 1/4
50	40	16	1080	175 561 236	97	190	89	1 1/2
63	50	16	1670	175 561 237	124	220	101	2

SYGEF Standard metric/ASTM/ANSI

SYGEF Standard silicone free Check valve type 561 With butt fusion spigots IR-Plus metric

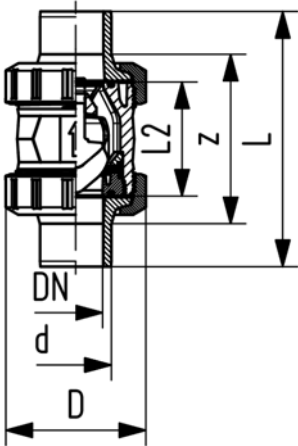


Model:

- Material: PVDF / silicone free cleaned
- Designed for easy installation and removal
- Sealing at a minimum water column of 2m
- Vibration free even at high flow velocity
- Flow-optimized return cone, double guided
- For horizontal or vertical installation
- Compact installation length, same as ball valve type 546
- Z-length, end connectors and union nuts **not** compatible with type 360

Warning: please make sure the diameter is not reduced through welding beads (Danger of turbulences)

Available from 2nd quarter 2011



d [mm]	DN [mm]	PN	kv-value ($\Delta p=1$ bar) [l/min]	FPM Code	D [mm]	L [mm]	L2 [mm]	e [mm]	closest inch
20	15	16	180	175 561 272	50	130	56	1.9	½
25	20	16	380	175 561 273	58	143	65	1.9	¾
32	25	16	460	175 561 274	68	150	71	2.4	1
40	32	16	850	175 561 275	84	171	85	2.4	1 ¼
50	40	16	1080	175 561 276	97	191	89	3.0	1 ½
63	50	16	1670	175 561 277	124	220	101	3.0	2

SYGEF Standard silicone free Check valve type 562 With fusion sockets metric

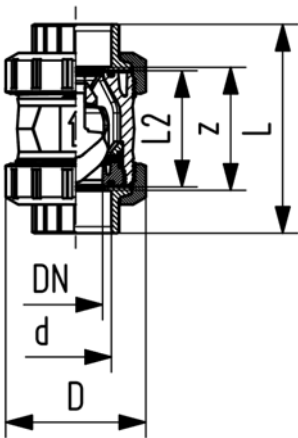


Model:

- Material: PVDF / silicone free cleaned
- Spring loaded, spring made of stainless steel (1.4310)
- Spring available in other materials, see spare parts
- Designed for easy installation and removal
- Sealing at a minimum water column of 0.5m
- Vibration free even at high flow velocity
- Flow-optimized return cone, double guided
- For horizontal or vertical installation
- Compact installation length, same as ball valve type 546
- Z-length, end connectors and union nuts **not** compatible with type 360

Warning: please make sure the diameter is not reduced through welding beads (Danger of turbulences)

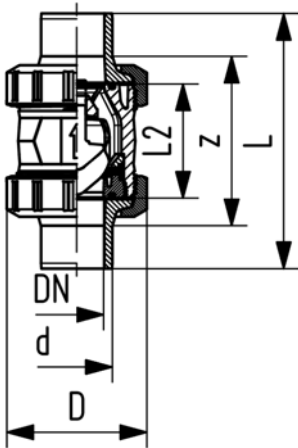
Available from 2nd quarter 2011



d [mm]	DN [mm]	PN	kv-value ($\Delta p=1$ bar) [l/min]	FPM Code	D [mm]	L [mm]	L2 [mm]	z [mm]	closest inch
16	10	16	190	175 562 211	50	93	56	67	¾
20	15	16	180	175 562 212	50	95	56	66	½
25	20	16	380	175 562 213	58	109	65	77	¾
32	25	16	460	175 562 214	68	119	71	83	1
40	32	16	850	175 562 215	84	135	85	99	1 ¼
50	40	16	1080	175 562 216	97	147	89	105	1 ½
63	50	16	1670	175 562 217	124	168	101	117	2

SYGEF Standard metric/ASTM/ANSI

SYGEF Standard silicone free Check valve type 562 With socket fusion spigots metric



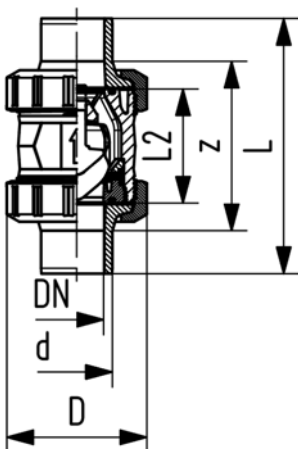
Model:

- Material: PVDF / silicone free cleaned
- Spring loaded, spring made of stainless steel (1.4310)
- Spring available in other materials, see spare parts
- Designed for easy installation and removal
- Sealing at a minimum water column of 0.5m
- Vibration free even at high flow velocity
- Flow-optimized return cone, double guided
- For horizontal or vertical installation
- Compact installation length, same as ball valve type 546
- Z-length, end connectors and union nuts **not** compatible with type 360

Warning: please make sure the diameter is not reduced through welding beads (Danger of turbulences)
Available from 2nd quarter 2011

d [mm]	DN [mm]	PN	kv-value ($\Delta p=1$ bar) [l/min]	FPM Code	D [mm]	L [mm]	L2 [mm]	closest inch
20	15	16	180	175 562 232	50	120	56	1/2
25	20	16	380	175 562 233	58	139	65	3/4
32	25	16	460	175 562 234	68	150	71	1
40	32	16	850	175 562 235	84	170	85	1 1/4
50	40	16	1080	175 562 236	97	190	89	1 1/2
63	50	16	1670	175 562 237	124	220	101	2

SYGEF Standard silicone free Check valve type 562 With butt fusion spigots IR-Plus metric



Model:

- Material: PVDF / silicone free cleaned
- Spring loaded, spring made of stainless steel (1.4310)
- Spring available in other materials, see spare parts
- Designed for easy installation and removal
- Sealing at a minimum water column of 0.5m
- Vibration free even at high flow velocity
- Flow-optimized return cone, double guided
- For horizontal or vertical installation
- Compact installation length, same as ball valve type 546
- Z-length, end connectors and union nuts **not** compatible with type 360

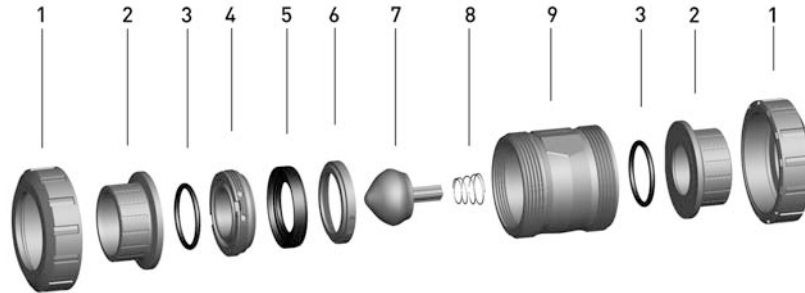
Warning: please make sure the diameter is not reduced through welding beads (Danger of turbulences)
Available from 2nd quarter 2011

d [mm]	DN [mm]	PN	kv-value ($\Delta p=1$ bar) [l/min]	FPM Code	D [mm]	L [mm]	L2 [mm]	e [mm]	closest inch
20	15	16	180	175 562 272	50	130	56	1.9	1/2
25	20	16	380	175 562 273	58	143	65	1.9	3/4
32	25	16	460	175 562 274	68	150	71	2.4	1
40	32	16	850	175 562 275	84	171	85	2.4	1 1/4
50	40	16	1080	175 562 276	97	191	89	3.0	1 1/2
63	50	16	1670	175 562 277	124	220	101	3.0	2

Spare parts

Spare parts cone check valves

Spare parts cone check valve type 561/562



Central part without spring

Model:

- Central body consisting of: housing (9), union bush (4), support ring (6), cone (7), profile seal ring (5) and face seal (3)

d [mm]	Inch	DN [mm]	PVC-U EPDM Code	PVC-U FPM Code	PVC-C EPDM Code	PVC-C FPM Code	ABS EPDM Code
16	3/8	10	161 485 201	161 485 211	163 485 201	163 485 211	169 485 201
20	1/2	15	161 485 201	161 485 211	163 485 201	163 485 211	169 485 201
25	3/4	20	161 485 202	161 485 212	163 485 202	163 485 212	169 485 202
32	1	25	161 485 203	161 485 213	163 485 203	163 485 213	169 485 203
40	1 1/4	32	161 485 204	161 485 214	163 485 204	163 485 214	169 485 204
50	1 1/2	40	161 485 205	161 485 215	163 485 205	163 485 215	169 485 205
63	2	50	161 485 206	161 485 216	163 485 206	163 485 216	169 485 206
75	2 1/2	65	161 485 207	161 485 217	163 485 207	163 485 217	169 485 207
90	3	80	161 485 208	161 485 218	163 485 208	163 485 218	169 485 208
110	4	100	161 485 209	161 485 219	163 485 209	163 485 219	169 485 209

d [mm]	Inch	DN [mm]	PP-H EPDM Code	PP-H FPM Code	PVDF FPM Code
16	3/8	10	167 485 201	167 485 211	175 485 211
20	1/2	15	167 485 201	167 485 211	175 485 211
25	3/4	20	167 485 202	167 485 212	175 485 212
32	1	25	167 485 203	167 485 213	175 485 213
40	1 1/4	32	167 485 204	167 485 214	175 485 214
50	1 1/2	40	167 485 205	167 485 215	175 485 215
63	2	50	167 485 206	167 485 216	175 485 216
75	2 1/2	65	167 485 207	167 485 217	175 485 217
90	3	80	167 485 208	167 485 218	175 485 218
110	4	100	167 485 209	167 485 219	175 485 219



Central part with spring

Model:

- Central body consisting of: housing (9), union bush (4), support ring (6), cone (7), spring V2A (8), profile seal ring (5) and face seal (3)

d [mm]	Inch	DN [mm]	PVC-U EPDM Code	PVC-U FPM Code	PVC-C EPDM Code	PVC-C FPM Code	ABS EPDM Code
16	3/8	10	161 485 221	161 485 231	163 485 221	163 485 231	169 485 221
20	1/2	15	161 485 221	161 485 231	163 485 221	163 485 231	169 485 221
25	3/4	20	161 485 222	161 485 232	163 485 222	163 485 232	169 485 222
32	1	25	161 485 223	161 485 233	163 485 223	163 485 233	169 485 223
40	1 1/4	32	161 485 224	161 485 234	163 485 224	163 485 234	169 485 224
50	1 1/2	40	161 485 225	161 485 235	163 485 225	163 485 235	169 485 225
63	2	50	161 485 226	161 485 236	163 485 226	163 485 236	169 485 226

table continued next page

Spare parts

d [mm]	Inch	DN [mm]	PVC-U EPDM Code	PVC-U FPM Code	PVC-C EPDM Code	PVC-C FPM Code	ABS EPDM Code
75	2 ½	65	161 485 227	161 485 237	163 485 227	163 485 237	169 485 227
90	3	80	161 485 228	161 485 238	163 485 228	163 485 238	169 485 228
110	4	100	161 485 229	161 485 239	163 485 229	163 485 239	169 485 229

d [mm]	Inch	DN [mm]	PP-H EPDM Code	PP-H FPM Code	PVDF FPM Code
16	¾	10	167 485 231	167 485 241	175 485 231
20	½	15	167 485 231	167 485 241	175 485 231
25	¾	20	167 485 232	167 485 242	175 485 232
32	1	25	167 485 233	167 485 243	175 485 233
40	1 ¼	32	167 485 234	167 485 244	175 485 234
50	1 ½	40	167 485 235	167 485 245	175 485 235
63	2	50	167 485 236	167 485 246	175 485 236
75	2 ½	65	167 485 237	167 485 247	175 485 237
90	3	80	167 485 238	167 485 248	175 485 238
110	4	100	167 485 239	167 485 249	175 485 239



Cone (7)

d [mm]	Inch	DN [mm]	PVC-U Code	PVC-C Code	ABS Code	PP-H Code	PP-Talkum 20% Code
16	¾	10	161 491 151	163 482 151	169 482 151	167 485 151	167 485 351
20	½	15	161 491 151	163 482 151	169 482 151	167 485 151	167 485 351
25	¾	20	161 491 152	163 482 152	169 482 152	167 485 152	167 485 352
32	1	25	161 491 153	163 482 153	169 482 153	167 485 153	167 485 353
40	1 ¼	32	161 491 154	163 482 154	169 482 154	167 485 154	167 485 354
50	1 ½	40	161 491 155	163 482 155	169 482 155	167 485 155	167 485 355
63	2	50	161 491 156	163 482 156	169 482 156	167 485 156	167 485 356
75	2 ½	65	161 491 157	163 482 157	169 482 157	167 485 157	167 485 357
90	3	80	161 491 158	163 482 158	169 482 158	167 485 158	167 485 358
110	4	100	161 491 159	163 482 159	169 482 159	167 485 159	167 485 359

d [mm]	Inch	DN [mm]	PVDF Code
16	¾	10	175 484 151
20	½	15	175 484 151
25	¾	20	175 484 152
32	1	25	175 484 153
40	1 ¼	32	175 484 154
50	1 ½	40	175 484 155
63	2	50	175 484 156
75	2 ½	65	175 484 157
90	3	80	175 484 158
110	4	100	175 484 159

Profile seal ring (5)

d [mm]	Inch	DN [mm]	EPDM Code	FPM Code
16	¾	10	748 436 001	749 436 001
20	½	15	748 436 001	749 436 001
25	¾	20	748 436 002	749 436 002
32	1	25	748 436 003	749 436 003
40	1 ¼	32	748 436 004	749 436 004
50	1 ½	40	748 436 005	749 436 005
63	2	50	748 436 006	749 436 006
75	2 ½	65	748 436 007	749 436 007
90	3	80	748 436 008	749 436 008
110	4	100	748 436 009	749 436 009

Spare parts

Seal set

Model:

- Seal set consisting of: profile seal ring (5) and face seal (3)



d [mm]	Inch	DN [mm]	EPDM Code	FPM Code
16	3/8	10	161 485 240	161 485 250
20	1/2	15	161 485 241	161 485 251
25	3/4	20	161 485 242	161 485 252
32	1	25	161 485 243	161 485 253
40	1 1/4	32	161 485 244	161 485 254
50	1 1/2	40	161 485 245	161 485 255
63	2	50	161 485 246	161 485 256
75	2 1/2	65	161 485 247	161 485 257
90	3	80	161 485 248	161 485 258
110	4	100	161 485 249	161 485 259

Face seal (3)



d [mm]	Inch	DN [mm]	EPDM Code	FPM Code
16	3/8	10	748 410 059	749 410 059
20	1/2	15	748 410 059	749 410 059
25	3/4	20	748 410 106	749 410 106
32	1	25	748 410 151	749 410 151
40	1 1/4	32	748 410 062	749 410 062
50	1 1/2	40	748 410 003	749 410 003
63	2	50	748 410 231	749 410 231
75	2 1/2	65	748 410 119	749 410 119
90	3	80	748 410 023	749 410 023
110	4	100	748 410 254	749 410 254

Spring (8)

Model:

- Material: V2A, code: 1.4310
- Material: NIMONIC 90, code: 2.4632
- Material: NIMONIC 90, code: 2.4632, HALAR® coated



d [mm]	Inch	DN [mm]	Stainless steel Code	NIMONIC 90 HALAR coated Code	NIMONIC 90 Code
16	3/8	10	161 485 102	161 485 112	161 485 122
20	1/2	15	161 485 102	161 485 112	161 485 122
25	3/4	20	161 485 102	161 485 112	161 485 122
32	1	25	161 485 103	161 485 113	161 485 123
40	1 1/4	32	161 485 104	161 485 114	161 485 124
50	1 1/2	40	161 485 105	161 485 115	161 485 125
63	2	50	161 485 106	161 485 116	161 485 126
75	2 1/2	65	161 485 107	161 485 117	161 485 127
90	3	80	161 485 108	161 485 118	161 485 128
110	4	100	161 485 109	161 485 119	161 485 129

Handle for dismantling



DN10/15 - 50



d [mm]	Inch	DN [mm]	red Code	black Code
16	3/8	10	167 484 088	167 484 076
20	1/2	15	167 484 088	167 484 076
25	3/4	20	167 484 089	167 484 077
32	1	25	167 484 090	167 484 078
40	1 1/4	32	167 484 091	167 484 079
50	1 1/2	40	167 484 092	167 484 080
63	2	50	167 484 093	167 484 081

table continued next page

Spare parts

d [mm]	Inch	DN [mm]	red Code	black Code	
75	2 ½	65	167 484 094	167 484 082	
90	3	80	167 484 095	167 484 083	
110	4	100	167 484 096	167 484 084	

Code-Index

Code	Page	Code	Page	Code	Page
161 485 102	52	161 485 248	52	161 561 048	4
161 485 103	52	161 485 249	52	161 561 049	4
161 485 104	52	161 485 250	52	161 561 050	4
161 485 105	52	161 485 251	52	161 561 051	4
161 485 106	52	161 485 252	52	161 561 052	4
161 485 107	52	161 485 253	52	161 561 053	4
161 485 108	52	161 485 254	52	161 561 054	4
161 485 109	52	161 485 255	52	161 561 055	4
161 485 112	52	161 485 256	52	161 561 056	4
161 485 113	52	161 485 257	52	161 561 057	4
161 485 114	52	161 485 258	52	161 561 058	4
161 485 115	52	161 485 259	52	161 561 059	4
161 485 116	52	161 491 151	51	161 561 060	4
161 485 117	52	161 491 152	51	161 561 061	12
161 485 118	52	161 491 153	51	161 561 062	12
161 485 119	52	161 491 154	51	161 561 063	12
161 485 122	52	161 491 155	51	161 561 064	12
161 485 123	52	161 491 156	51	161 561 065	12
161 485 124	52	161 491 157	51	161 561 066	12
161 485 125	52	161 491 158	51	161 561 067	12
161 485 126	52	161 491 159	51	161 561 068	12
161 485 127	52	161 561 001	4	161 561 069	12
161 485 128	52	161 561 002	4	161 561 070	12
161 485 129	52	161 561 003	4	161 561 071	12
161 485 201	50	161 561 004	4	161 561 072	12
161 485 202	50	161 561 005	4	161 561 073	12
161 485 203	50	161 561 006	4	161 561 074	12
161 485 204	50	161 561 007	4	161 561 075	12
161 485 205	50	161 561 008	4	161 561 076	12
161 485 206	50	161 561 009	4	161 561 077	12
161 485 207	50	161 561 010	4	161 561 078	12
161 485 208	50	161 561 011	4	161 561 079	12
161 485 209	50	161 561 012	4	161 561 080	12
161 485 211	50	161 561 013	4	161 561 082	5
161 485 212	50	161 561 014	4	161 561 083	5
161 485 213	50	161 561 015	4	161 561 084	5
161 485 214	50	161 561 016	4	161 561 085	5
161 485 215	50	161 561 017	4	161 561 086	5
161 485 216	50	161 561 018	4	161 561 087	5
161 485 217	50	161 561 019	4	161 561 092	5
161 485 218	50	161 561 020	4	161 561 093	5
161 485 219	50	161 561 021	5	161 561 094	5
161 485 221	50	161 561 022	5	161 561 095	5
161 485 222	50	161 561 023	5	161 561 096	5
161 485 223	50	161 561 024	5	161 561 097	5
161 485 224	50	161 561 025	5	161 561 101	13
161 485 225	50	161 561 026	5	161 561 102	13
161 485 226	50	161 561 027	5	161 561 103	13
161 485 227	51	161 561 028	5	161 561 104	13
161 485 228	51	161 561 029	5	161 561 105	13
161 485 229	51	161 561 030	5	161 561 106	13
161 485 231	50	161 561 031	5	161 561 107	13
161 485 232	50	161 561 032	5	161 561 108	13
161 485 233	50	161 561 033	5	161 561 109	13
161 485 234	50	161 561 034	5	161 561 110	13
161 485 235	50	161 561 035	5	161 561 111	13
161 485 236	50	161 561 036	5	161 561 112	13
161 485 237	51	161 561 037	5	161 561 113	13
161 485 238	51	161 561 038	5	161 561 114	13
161 485 239	51	161 561 039	5	161 561 115	13
161 485 240	52	161 561 040	5	161 561 116	13
161 485 241	52	161 561 041	4	161 561 117	13
161 485 242	52	161 561 042	4	161 561 118	13
161 485 243	52	161 561 043	4	161 561 119	13
161 485 244	52	161 561 044	4	161 561 120	13
161 485 245	52	161 561 045	4	161 561 142	6
161 485 246	52	161 561 046	4	161 561 143	6
161 485 247	52	161 561 047	4	161 561 144	6

Code-Index

Code	Page
161 561 145	6
161 561 146	6
161 561 147	6
161 561 201	10
161 561 202	10
161 561 203	10
161 561 204	10
161 561 205	10
161 561 206	10
161 561 207	10
161 561 208	10
161 561 209	10
161 561 210	10
161 561 211	10
161 561 212	10
161 561 213	10
161 561 214	10
161 561 215	10
161 561 216	10
161 561 217	10
161 561 218	10
161 561 219	10
161 561 220	10
161 561 221	10
161 561 222	10
161 561 223	10
161 561 224	10
161 561 225	10
161 561 226	10
161 561 227	10
161 561 228	10
161 561 229	10
161 561 230	10
161 561 231	10
161 561 232	10
161 561 233	10
161 561 234	10
161 561 235	10
161 561 236	10
161 561 237	10
161 561 238	10
161 561 239	10
161 561 240	10
161 561 241	14
161 561 242	14
161 561 243	14
161 561 244	14
161 561 245	14
161 561 246	14
161 561 247	14
161 561 248	14
161 561 249	14
161 561 250	14
161 561 251	14
161 561 252	14
161 561 253	14
161 561 254	14
161 561 255	14
161 561 256	14
161 561 257	14
161 561 258	14
161 561 259	14
161 561 260	14
161 561 302	15
161 561 303	15
161 561 304	15
161 561 305	15
161 561 306	15

Code	Page
161 561 307	15
161 561 308	15
161 561 309	15
161 561 310	15
161 561 323	15
161 561 324	15
161 561 325	15
161 561 326	15
161 561 327	15
161 562 001	7
161 562 002	7
161 562 003	7
161 562 004	7
161 562 005	7
161 562 006	7
161 562 007	7
161 562 008	7
161 562 009	7
161 562 010	7
161 562 011	7
161 562 012	7
161 562 013	7
161 562 014	7
161 562 015	7
161 562 016	7
161 562 017	7
161 562 018	7
161 562 019	7
161 562 020	7
161 562 021	8
161 562 022	8
161 562 023	8
161 562 024	8
161 562 025	8
161 562 026	8
161 562 027	8
161 562 028	8
161 562 029	8
161 562 030	8
161 562 031	8
161 562 032	8
161 562 033	8
161 562 034	8
161 562 035	8
161 562 036	8
161 562 037	8
161 562 038	8
161 562 039	8
161 562 040	8
161 562 041	7
161 562 042	7
161 562 043	7
161 562 044	7
161 562 045	7
161 562 046	7
161 562 047	7
161 562 048	7
161 562 049	7
161 562 050	7
161 562 051	7
161 562 052	7
161 562 053	7
161 562 054	7
161 562 055	7
161 562 056	7
161 562 057	7
161 562 058	7
161 562 059	7

Code	Page
161 562 060	7
161 562 061	12
161 562 062	12
161 562 063	12
161 562 064	12
161 562 065	12
161 562 066	12
161 562 067	12
161 562 068	12
161 562 069	12
161 562 070	12
161 562 071	12
161 562 072	12
161 562 073	12
161 562 074	12
161 562 075	12
161 562 076	12
161 562 077	12
161 562 078	12
161 562 079	12
161 562 080	12
161 562 082	8
161 562 083	8
161 562 084	8
161 562 085	8
161 562 086	8
161 562 087	8
161 562 092	8
161 562 093	8
161 562 094	8
161 562 095	8
161 562 096	8
161 562 097	8
161 562 101	13
161 562 102	13
161 562 103	13
161 562 104	13
161 562 105	13
161 562 106	13
161 562 107	13
161 562 108	13
161 562 109	13
161 562 110	13
161 562 111	13
161 562 112	13
161 562 113	13
161 562 114	13
161 562 115	13
161 562 116	13
161 562 117	13
161 562 118	13
161 562 119	13
161 562 120	13
161 562 142	9
161 562 143	9
161 562 144	9
161 562 145	9
161 562 146	9
161 562 147	9
161 562 201	11
161 562 202	11
161 562 203	11
161 562 204	11
161 562 205	11
161 562 206	11
161 562 207	11
161 562 208	11
161 562 209	11

Code-Index

Code	Page	Code	Page	Code	Page
161 562 210	11	163 482 154	51	163 561 027	17
161 562 211	11	163 482 155	51	163 561 028	17
161 562 212	11	163 482 156	51	163 561 029	17
161 562 213	11	163 482 157	51	163 561 030	17
161 562 214	11	163 482 158	51	163 561 031	17
161 562 215	11	163 482 159	51	163 561 032	17
161 562 216	11	163 485 201	50	163 561 033	17
161 562 217	11	163 485 202	50	163 561 034	17
161 562 218	11	163 485 203	50	163 561 035	17
161 562 219	11	163 485 204	50	163 561 036	17
161 562 220	11	163 485 205	50	163 561 037	17
161 562 221	11	163 485 206	50	163 561 038	17
161 562 222	11	163 485 207	50	163 561 039	17
161 562 223	11	163 485 208	50	163 561 040	17
161 562 224	11	163 485 209	50	163 561 101	20
161 562 225	11	163 485 211	50	163 561 102	20
161 562 226	11	163 485 212	50	163 561 103	20
161 562 227	11	163 485 213	50	163 561 104	20
161 562 228	11	163 485 214	50	163 561 105	20
161 562 229	11	163 485 215	50	163 561 106	20
161 562 230	11	163 485 216	50	163 561 107	20
161 562 231	11	163 485 217	50	163 561 108	20
161 562 232	11	163 485 218	50	163 561 109	20
161 562 233	11	163 485 219	50	163 561 110	20
161 562 234	11	163 485 221	50	163 561 111	20
161 562 235	11	163 485 222	50	163 561 112	20
161 562 236	11	163 485 223	50	163 561 113	20
161 562 237	11	163 485 224	50	163 561 114	20
161 562 238	11	163 485 225	50	163 561 115	20
161 562 239	11	163 485 226	50	163 561 116	20
161 562 240	11	163 485 227	51	163 561 117	20
161 562 241	14	163 485 228	51	163 561 118	20
161 562 242	14	163 485 229	51	163 561 119	20
161 562 243	14	163 485 231	50	163 561 120	20
161 562 244	14	163 485 232	50	163 561 201	19
161 562 245	14	163 485 233	50	163 561 202	19
161 562 246	14	163 485 234	50	163 561 203	19
161 562 247	14	163 485 235	50	163 561 204	19
161 562 248	14	163 485 236	50	163 561 205	19
161 562 249	14	163 485 237	51	163 561 206	19
161 562 250	14	163 485 238	51	163 561 207	19
161 562 251	14	163 485 239	51	163 561 208	19
161 562 252	14	163 561 001	17	163 561 209	19
161 562 253	14	163 561 002	17	163 561 210	19
161 562 254	14	163 561 003	17	163 561 211	19
161 562 255	14	163 561 004	17	163 561 212	19
161 562 256	14	163 561 005	17	163 561 213	19
161 562 257	14	163 561 006	17	163 561 214	19
161 562 258	14	163 561 007	17	163 561 215	19
161 562 259	14	163 561 008	17	163 561 216	19
161 562 260	14	163 561 009	17	163 561 217	19
161 562 302	16	163 561 010	17	163 561 218	19
161 562 303	16	163 561 011	17	163 561 219	19
161 562 304	16	163 561 012	17	163 561 220	19
161 562 305	16	163 561 013	17	163 561 241	21
161 562 306	16	163 561 014	17	163 561 242	21
161 562 307	16	163 561 015	17	163 561 243	21
161 562 308	16	163 561 016	17	163 561 244	21
161 562 309	16	163 561 017	17	163 561 245	21
161 562 310	16	163 561 018	17	163 561 246	21
161 562 323	16	163 561 019	17	163 561 247	21
161 562 324	16	163 561 020	17	163 561 248	21
161 562 325	16	163 561 021	17	163 561 249	21
161 562 326	16	163 561 022	17	163 561 250	21
161 562 327	16	163 561 023	17	163 561 251	21
163 482 151	51	163 561 024	17	163 561 252	21
163 482 152	51	163 561 025	17	163 561 253	21
163 482 153	51	163 561 026	17	163 561 254	21

Code-Index

Code	Page
163 561 255	21
163 561 256	21
163 561 257	21
163 561 258	21
163 561 259	21
163 561 260	21
163 562 001	18
163 562 002	18
163 562 003	18
163 562 004	18
163 562 005	18
163 562 006	18
163 562 007	18
163 562 008	18
163 562 009	18
163 562 010	18
163 562 011	18
163 562 012	18
163 562 013	18
163 562 014	18
163 562 015	18
163 562 016	18
163 562 017	18
163 562 018	18
163 562 019	18
163 562 020	18
163 562 021	18
163 562 022	18
163 562 023	18
163 562 024	18
163 562 025	18
163 562 026	18
163 562 027	18
163 562 028	18
163 562 029	18
163 562 030	18
163 562 031	18
163 562 032	18
163 562 033	18
163 562 034	18
163 562 035	18
163 562 036	18
163 562 037	18
163 562 038	18
163 562 039	18
163 562 040	18
163 562 101	20
163 562 102	20
163 562 103	20
163 562 104	20
163 562 105	20
163 562 106	20
163 562 107	20
163 562 108	20
163 562 109	20
163 562 110	20
163 562 111	20
163 562 112	20
163 562 113	20
163 562 114	20
163 562 115	20
163 562 116	20
163 562 117	20
163 562 118	20
163 562 119	20
163 562 120	20
163 562 201	19
163 562 202	19

Code	Page
163 562 203	19
163 562 204	19
163 562 205	19
163 562 206	19
163 562 207	19
163 562 208	19
163 562 209	19
163 562 210	19
163 562 211	19
163 562 212	19
163 562 213	19
163 562 214	19
163 562 215	19
163 562 216	19
163 562 217	19
163 562 218	19
163 562 219	19
163 562 220	19
163 562 241	21
163 562 242	21
163 562 243	21
163 562 244	21
163 562 245	21
163 562 246	21
163 562 247	21
163 562 248	21
163 562 249	21
163 562 250	21
163 562 251	21
163 562 252	21
163 562 253	21
163 562 254	21
163 562 255	21
163 562 256	21
163 562 257	21
163 562 258	21
163 562 259	21
163 562 260	21
167 484 076	52
167 484 077	52
167 484 078	52
167 484 079	52
167 484 080	52
167 484 081	52
167 484 082	53
167 484 083	53
167 484 084	53
167 484 088	52
167 484 089	52
167 484 090	52
167 484 091	52
167 484 092	52
167 484 093	52
167 484 094	53
167 484 095	53
167 484 096	53
167 485 151	51
167 485 152	51
167 485 153	51
167 485 154	51
167 485 155	51
167 485 156	51
167 485 157	51
167 485 158	51
167 485 159	51
167 485 201	50
167 485 202	50
167 485 203	50

Code	Page
167 485 204	50
167 485 205	50
167 485 206	50
167 485 207	50
167 485 208	50
167 485 209	50
167 485 211	50
167 485 212	50
167 485 213	50
167 485 214	50
167 485 215	50
167 485 216	50
167 485 217	50
167 485 218	50
167 485 219	50
167 485 231	51
167 485 232	51
167 485 233	51
167 485 234	51
167 485 235	51
167 485 236	51
167 485 237	51
167 485 238	51
167 485 239	51
167 485 241	51
167 485 242	51
167 485 243	51
167 485 244	51
167 485 245	51
167 485 246	51
167 485 247	51
167 485 248	51
167 485 249	51
167 485 351	51
167 485 352	51
167 485 353	51
167 485 354	51
167 485 355	51
167 485 356	51
167 485 357	51
167 485 358	51
167 485 359	51
167 561 001	26
167 561 002	26
167 561 003	26
167 561 004	26
167 561 005	26
167 561 006	26
167 561 007	26
167 561 008	26
167 561 009	26
167 561 010	26
167 561 011	26
167 561 012	26
167 561 013	26
167 561 014	26
167 561 015	26
167 561 016	26
167 561 017	26
167 561 018	26
167 561 019	26
167 561 020	26
167 561 021	27
167 561 022	27
167 561 023	27
167 561 024	27
167 561 025	27
167 561 026	27

Code-Index

Code	Page	Code	Page	Code	Page
167 561 027	27	167 561 116	37	167 561 257	39
167 561 031	27	167 561 117	37	167 561 258	39
167 561 032	27	167 561 182	27	167 561 259	39
167 561 033	27	167 561 183	27	167 561 260	39
167 561 034	27	167 561 184	27	167 561 266	31
167 561 035	27	167 561 185	27	167 561 267	31
167 561 036	27	167 561 186	27	167 561 276	31
167 561 037	27	167 561 187	27	167 561 277	31
167 561 041	26	167 561 192	27	167 561 282	30
167 561 042	26	167 561 193	27	167 561 283	30
167 561 043	26	167 561 194	27	167 561 284	30
167 561 044	26	167 561 195	27	167 561 285	30
167 561 045	26	167 561 196	27	167 561 286	30
167 561 046	26	167 561 197	27	167 561 287	30
167 561 047	26	167 561 201	38	167 561 292	30
167 561 048	26	167 561 202	38	167 561 293	30
167 561 049	26	167 561 203	38	167 561 294	30
167 561 050	26	167 561 204	38	167 561 295	30
167 561 051	26	167 561 205	38	167 561 296	30
167 561 052	26	167 561 206	38	167 561 297	30
167 561 053	26	167 561 207	38	167 562 001	31
167 561 054	26	167 561 208	38	167 562 002	31
167 561 055	26	167 561 209	38	167 562 003	31
167 561 056	26	167 561 210	38	167 562 004	31
167 561 057	26	167 561 211	38	167 562 005	31
167 561 058	26	167 561 212	38	167 562 006	31
167 561 059	26	167 561 213	38	167 562 007	31
167 561 060	26	167 561 214	38	167 562 008	31
167 561 066	28	167 561 215	38	167 562 009	31
167 561 067	28	167 561 216	38	167 562 010	31
167 561 068	28	167 561 217	38	167 562 011	31
167 561 069	28	167 561 218	38	167 562 012	31
167 561 070	28	167 561 219	38	167 562 013	31
167 561 076	28	167 561 220	38	167 562 014	31
167 561 077	28	167 561 221	38	167 562 015	31
167 561 078	28	167 561 222	38	167 562 016	31
167 561 079	28	167 561 223	38	167 562 017	31
167 561 080	28	167 561 224	38	167 562 018	31
167 561 082	29	167 561 225	38	167 562 019	31
167 561 083	29	167 561 226	38	167 562 020	31
167 561 084	29	167 561 227	38	167 562 021	32
167 561 085	29	167 561 228	38	167 562 022	32
167 561 086	29	167 561 229	38	167 562 023	32
167 561 087	29	167 561 230	38	167 562 024	32
167 561 088	29	167 561 231	38	167 562 025	32
167 561 089	29	167 561 232	38	167 562 026	32
167 561 090	29	167 561 233	38	167 562 027	32
167 561 092	29	167 561 234	38	167 562 031	32
167 561 093	29	167 561 235	38	167 562 032	32
167 561 094	29	167 561 236	38	167 562 033	32
167 561 095	29	167 561 237	38	167 562 034	32
167 561 096	29	167 561 238	38	167 562 035	32
167 561 097	29	167 561 239	38	167 562 036	32
167 561 098	29	167 561 240	38	167 562 037	32
167 561 099	29	167 561 242	39	167 562 041	32
167 561 100	29	167 561 243	39	167 562 042	32
167 561 101	37	167 561 244	39	167 562 043	32
167 561 102	37	167 561 245	39	167 562 044	32
167 561 103	37	167 561 246	39	167 562 045	32
167 561 104	37	167 561 247	39	167 562 046	32
167 561 105	37	167 561 248	39	167 562 047	32
167 561 106	37	167 561 249	39	167 562 048	32
167 561 107	37	167 561 250	39	167 562 049	32
167 561 111	37	167 561 252	39	167 562 050	32
167 561 112	37	167 561 253	39	167 562 051	32
167 561 113	37	167 561 254	39	167 562 052	32
167 561 114	37	167 561 255	39	167 562 053	32
167 561 115	37	167 561 256	39	167 562 054	32

Code-Index

Code	Page
167 562 055	32
167 562 056	32
167 562 057	32
167 562 058	32
167 562 059	32
167 562 060	32
167 562 066	34
167 562 067	34
167 562 068	34
167 562 069	34
167 562 070	34
167 562 076	34
167 562 077	34
167 562 078	34
167 562 079	34
167 562 080	34
167 562 082	34
167 562 083	34
167 562 084	34
167 562 085	34
167 562 086	34
167 562 087	34
167 562 088	34
167 562 089	34
167 562 090	34
167 562 092	34
167 562 093	34
167 562 094	34
167 562 095	34
167 562 096	34
167 562 097	34
167 562 098	34
167 562 099	34
167 562 100	34
167 562 101	37
167 562 102	37
167 562 103	37
167 562 104	37
167 562 105	37
167 562 106	37
167 562 107	37
167 562 111	37
167 562 112	37
167 562 113	37
167 562 114	37
167 562 115	37
167 562 116	37
167 562 117	37
167 562 182	33
167 562 183	33
167 562 184	33
167 562 185	33
167 562 186	33
167 562 187	33
167 562 192	33
167 562 193	33
167 562 194	33
167 562 195	33
167 562 196	33
167 562 197	33
167 562 201	39
167 562 202	39
167 562 203	39
167 562 204	39
167 562 205	39
167 562 206	39
167 562 207	39
167 562 208	39

Code	Page
167 562 209	39
167 562 210	39
167 562 211	39
167 562 212	39
167 562 213	39
167 562 214	39
167 562 215	39
167 562 216	39
167 562 217	39
167 562 218	39
167 562 219	39
167 562 220	39
167 562 221	40
167 562 222	40
167 562 223	40
167 562 224	40
167 562 225	40
167 562 226	40
167 562 227	40
167 562 228	40
167 562 229	40
167 562 230	40
167 562 231	40
167 562 232	40
167 562 233	40
167 562 234	40
167 562 235	40
167 562 236	40
167 562 237	40
167 562 238	40
167 562 239	40
167 562 240	40
167 562 242	40
167 562 243	40
167 562 244	40
167 562 245	40
167 562 246	40
167 562 247	40
167 562 248	41
167 562 249	41
167 562 250	41
167 562 252	40
167 562 253	40
167 562 254	40
167 562 255	40
167 562 256	40
167 562 257	40
167 562 258	41
167 562 259	41
167 562 260	41
167 562 266	36
167 562 267	36
167 562 276	36
167 562 277	36
167 562 282	35
167 562 283	35
167 562 284	35
167 562 285	35
167 562 286	35
167 562 287	35
167 562 292	35
167 562 293	35
167 562 294	35
167 562 295	35
167 562 296	35
167 562 297	35
169 482 151	51
169 482 152	51

Code	Page
169 482 153	51
169 482 154	51
169 482 155	51
169 482 156	51
169 482 157	51
169 482 158	51
169 482 159	51
169 485 201	50
169 485 202	50
169 485 203	50
169 485 204	50
169 485 205	50
169 485 206	50
169 485 207	50
169 485 208	50
169 485 209	50
169 485 221	50
169 485 222	50
169 485 223	50
169 485 224	50
169 485 225	50
169 485 226	50
169 485 227	51
169 485 228	51
169 485 229	51
169 561 001	22
169 561 002	22
169 561 003	22
169 561 004	22
169 561 005	22
169 561 006	22
169 561 007	22
169 561 008	22
169 561 009	22
169 561 010	22
169 561 021	22
169 561 022	22
169 561 023	22
169 561 024	22
169 561 025	22
169 561 026	22
169 561 027	22
169 561 061	25
169 561 062	25
169 561 063	25
169 561 064	25
169 561 065	25
169 561 066	25
169 561 067	25
169 561 068	25
169 561 069	25
169 561 070	25
169 561 201	24
169 561 202	24
169 561 203	24
169 561 204	24
169 561 205	24
169 561 206	24
169 561 207	24
169 561 208	24
169 561 209	24
169 561 210	24
169 562 001	23
169 562 002	23
169 562 003	23
169 562 004	23
169 562 005	23
169 562 006	23

Code-Index

Code	Page	Code	Page	Code	Page
169 562 007	23	175 561 054	42	175 562 117	45
169 562 008	23	175 561 055	42	175 562 192	46
169 562 009	23	175 561 056	42	175 562 193	46
169 562 010	23	175 561 057	42	175 562 194	46
169 562 021	23	175 561 092	44	175 562 195	46
169 562 022	23	175 561 093	44	175 562 196	46
169 562 023	23	175 561 094	44	175 562 197	46
169 562 024	23	175 561 095	44	175 562 211	48
169 562 025	23	175 561 096	44	175 562 212	48
169 562 026	23	175 561 097	44	175 562 213	48
169 562 027	23	175 561 111	43	175 562 214	48
169 562 061	25	175 561 112	43	175 562 215	48
169 562 062	25	175 561 113	43	175 562 216	48
169 562 063	25	175 561 114	43	175 562 217	48
169 562 064	25	175 561 115	43	175 562 232	49
169 562 065	25	175 561 116	43	175 562 233	49
169 562 066	25	175 561 117	43	175 562 234	49
169 562 067	25	175 561 192	43	175 562 235	49
169 562 068	25	175 561 193	43	175 562 236	49
169 562 069	25	175 561 194	43	175 562 237	49
169 562 070	25	175 561 195	43	175 562 272	49
169 562 201	24	175 561 196	43	175 562 273	49
169 562 202	24	175 561 197	43	175 562 274	49
169 562 203	24	175 561 211	47	175 562 275	49
169 562 204	24	175 561 212	47	175 562 276	49
169 562 205	24	175 561 213	47	175 562 277	49
169 562 206	24	175 561 214	47	748 410 003	52
169 562 207	24	175 561 215	47	748 410 023	52
169 562 208	24	175 561 216	47	748 410 059	52
169 562 209	24	175 561 217	47	748 410 062	52
169 562 210	24	175 561 232	47	748 410 106	52
175 484 151	51	175 561 233	47	748 410 119	52
175 484 152	51	175 561 234	47	748 410 151	52
175 484 153	51	175 561 235	47	748 410 231	52
175 484 154	51	175 561 236	47	748 410 254	52
175 484 155	51	175 561 237	47	748 436 001	51
175 484 156	51	175 561 272	48	748 436 002	51
175 484 157	51	175 561 273	48	748 436 003	51
175 484 158	51	175 561 274	48	748 436 004	51
175 484 159	51	175 561 275	48	748 436 005	51
175 485 211	50	175 561 276	48	748 436 006	51
175 485 212	50	175 561 277	48	748 436 007	51
175 485 213	50	175 562 011	44	748 436 008	51
175 485 214	50	175 562 012	44	748 436 009	51
175 485 215	50	175 562 013	44	749 410 003	52
175 485 216	50	175 562 014	44	749 410 023	52
175 485 217	50	175 562 015	44	749 410 059	52
175 485 218	50	175 562 016	44	749 410 062	52
175 485 219	50	175 562 017	44	749 410 106	52
175 485 231	51	175 562 051	45	749 410 119	52
175 485 232	51	175 562 052	45	749 410 151	52
175 485 233	51	175 562 053	45	749 410 231	52
175 485 234	51	175 562 054	45	749 410 254	52
175 485 235	51	175 562 055	45	749 436 001	51
175 485 236	51	175 562 056	45	749 436 002	51
175 485 237	51	175 562 057	45	749 436 003	51
175 485 238	51	175 562 092	46	749 436 004	51
175 485 239	51	175 562 093	46	749 436 005	51
175 561 011	42	175 562 094	46	749 436 006	51
175 561 012	42	175 562 095	46	749 436 007	51
175 561 013	42	175 562 096	46	749 436 008	51
175 561 014	42	175 562 097	46	749 436 009	51
175 561 015	42	175 562 111	45		
175 561 016	42	175 562 112	45		
175 561 017	42	175 562 113	45		
175 561 051	42	175 562 114	45		
175 561 052	42	175 562 115	45		
175 561 053	42	175 562 116	45		

General Condition of Supply of Georg Fischer Piping Systems Limited, Schaffhausen

1 General

- 1.1 These General Conditions shall apply to all Products supplied by Georg Fischer Piping Systems Limited («Georg Fischer») to the Purchaser. They shall also apply to all future business even when no express reference is made to them.
- 1.2 Any deviating or supplementary conditions especially Purchaser's general conditions of purchase and verbal agreements shall only be applicable if accepted in writing by Georg Fischer.
- 1.3 The written form shall be deemed to be fulfilled by all forms of transmission, evidenced in the form of text, such as telefax, e-mail, etc.

2 Tenders

Tenders shall only be binding if they contain a specifically stated period for acceptance.

3 Scope of Delivery

- 3.1 Georg Fischer's product range is subject to change.
- 3.2 The confirmation of order shall govern the scope and execution of the contract.

4 Data and Documents

- 4.1 Technical documents such as drawings, descriptions, illustrations and data on dimensions, performance and weight as well as the reference to standards are for information purposes only. They are not warranted characteristics and are subject to change.
- 4.2 All technical documents shall remain the exclusive property of Georg Fischer and may only be used for the agreed purposes or as Georg Fischer may consent.

5 Confidentiality, Protection of Personal Data

- 5.1 Each party shall keep in strict confidence all commercial or technical information relating to the business of the other party, of which it has gained knowledge in the course of its dealing with the other party. Such information shall neither be disclosed to third parties nor used for other purposes than those for which the information has been supplied.
- 5.2 In the context of the contractual relation with the Purchaser personal data may be processed. The Purchaser agrees to the disclosure of said data to third parties such as foreign subcontractors and suppliers etc.

6 Local Laws and Regulations, Export Controls

- 6.1 The Purchaser shall bring to the attention of Georg Fischer all local laws and regulations at the place of destination which bear connection with the execution of the contract and the adherence to relevant safety regulations and approval procedures.
- 6.2 In case of re-exports, Purchaser shall be responsible for compliance with pertinent export control regulations.

7 Price

- 7.1 Unless agreed otherwise, the prices shall be deemed quoted net ex works (according to Incoterms 2010 of the ICC, or latest version) including standard packing. All supplementary costs such as the cost of carriage, insurance, export-, transit- and import- licences etc. shall be borne by the Purchaser. The Purchaser shall also bear the costs of all taxes, fees, duties etc. connected with the contract.
- 7.2 If the costs of packing, carriage, insurance, fees and other supplementary costs are included in the tender price or contract price or are referred to specifically in the tender or confirmation of order, Georg Fischer reserve the right to revise their prices accordingly should any change occur in the relevant tariffs.

8 Terms of Payment

- 8.1 The Purchaser shall make payment in the manner agreed by the parties without any deductions such as discounts, costs, taxes or dues.
- 8.2 The Purchaser may only withhold or off-set payments due against counter claims which are either expressly acknowledged by Georg Fischer or finally awarded to the Purchaser. In particular, payment shall still be made when unessential items are still outstanding provided that the Products already delivered are not rendered unusable as a result.

9 Retention of Title

- 9.1 The Products shall remain the property of Georg Fischer until the Purchaser shall have settled all claims, present and future, which Georg Fischer may have against him.
- 9.2 Should the Purchaser resell Products to which title is reserved, in the ordinary course of business, he shall hereby be deemed to have tacitly assigned to Georg Fischer the proceeds deriving from their sale together with all collateral rights, securities and reservations of title until all claims held by Georg Fischer shall have been settled. Until revoked by Georg Fischer, this assignment shall not preclude Purchaser's right to collect the assigned receivables.
- 9.3 To the extent the value of the Products to which title is reserved together with collateral securities exceeds Georg Fischer's claims against the Purchaser by more than 20%, Georg Fischer shall re-assign the above proceeds to Purchaser at his request.

10 Delivery

- 10.1 The term of delivery shall commence as soon as the contract has been entered into, all official formalities such as import and payment permits have been obtained and all essential technical issues have been settled. The term of delivery shall be deemed duly observed when, upon its expiry, the Products are ready for despatch.
- 10.2 Delivery is subject to the following conditions, i.e. the term of delivery shall be reasonably extended:
 - a) if Georg Fischer are not supplied in time with the information necessary for the execution of the contract or if subsequent changes causing delays are made by the Purchaser.
 - b) if Georg Fischer are prevented from performing the contract by force majeure. Force majeure shall equally be deemed to be any unforeseeable event beyond Georg Fischer's control which renders Georg Fischer's performance commercially impractical or impossible, such as delayed or defective supplies from sub contractors labour disputes, governmental orders or regulations, shortages in materials or energy, serious disturbances in Georg Fischer's works, such as the total or partial destruction of plant and equipment or the breakdown of essential facilities, serious disruptions in transport facilities, e.g. impassable roads. Should the effect of force majeure exceed a period of six (6) months, either party may cancel the contract forthwith. Georg Fischer shall not be liable for any damage or loss of any kind whatsoever resulting the reform, any suspension or cancellation being without prejudice to Georg Fischer's right to recover all sums due in respect of consignments delivered and costs incurred to date.
 - c) if the Purchaser is in delay with the fulfilment of his obligations under the contract, in particular, if he does not adhere to the agreed conditions of payment or if he has failed to timely provide the agreed securities.
- 10.3 If for reasons attributable to Georg Fischer the agreed term of delivery or a reasonable extension thereof is exceeded, Georg Fischer shall not be deemed in default until the Purchaser has granted to Georg Fischer in writing a reasonable extension thereof of not less than one (1) month which equally is not met. The Purchaser shall then be entitled to the remedies provided at law, it being however understood that, subject to limitations of Art. 16, damage claims shall be limited to max. 10% of the price of the delayed delivery.
- 10.4 Part shipments shall be allowed and Georg Fischer shall be entitled to invoice for such partial deliveries.
- 10.5 If the Purchaser fails to take delivery within a reasonable time of Products notified as ready for despatch, Georg Fischer shall be entitled to store the Products at the Purchaser's expense and risk and to invoice them as delivered. If Purchaser fails to effect payment, Georg Fischer shall be entitled to dispose of the Products.
- 10.6 Should Purchaser cancel an order without justification and should Georg Fischer not insist on the performance of the contract, Georg Fischer shall be entitled to a penalty amounting to 10% of the contract price, Georg Fischer's right to prove and claim higher damages remaining reserved.

Purchaser shall be entitled to prove, that Georg Fischer has suffered no or a considerably lower damage than the penalty forfeited.

11 Packing

If the Products are provided with additional packing over and above the standard packing, such packing shall be charged additionally.

12 Passing of Risk

- 12.1 The risk in the Products shall pass to the Purchaser as soon as they have left Georg Fischer's works (EX WORKS, Incoterms 2010 ICC, or latest version), even if delivery is made carriage-paid, under similar clauses or including installation or when carriage is organized and managed by Georg Fischer.
- 12.2 If delivery is delayed for reasons beyond Georg Fischer's control, the risk shall pass to the Purchaser when he is notified that the Products are ready for despatch.

13 Carriage and Insurance

- 13.1 Unless agreed otherwise, the Purchaser shall bear the cost of carriage.
- 13.2 The Purchaser shall be responsible for transport insurance against damage of whatever kind. Even when such insurance is arranged by Georg Fischer it shall be deemed taken out by the order of and for the account of the Purchaser and at his risk.
- 13.3 Special requests regarding carriage and insurance shall be communicated to Georg Fischer in due time. Otherwise carriage shall be arranged by Georg Fischer at their discretion, but without responsibility, by the quickest and cheapest method possible. In case of carriage-paid delivery transport arrangements shall be made by Georg Fischer. If the Purchaser specifies particular requirements, any extra costs involved shall be borne by him.
- 13.4 In the event of damage or loss of the Products during carriage the Purchaser shall mark the delivery documents accordingly and immediately have the damage ascertained by the carrier. Not readily ascertainable damages sustained during carriage shall be notified to the carrier within six (6) days after receipt of the Products.

14 Inspection, Notification of Defects and Damages

- 14.1 The Products will be subject to normal inspection by Georg Fischer during manufacture. Additional tests required by the Purchaser shall be agreed upon in writing and shall be charged to the Purchaser.
- 14.2 It shall be a condition of Georg Fischer's obligation under the warranties stated hereinafter that Georg Fischer be notified in writing by the Purchaser of any purported defect immediately upon discovery. Notice concerning weight, numbers or apparent defects is to be given latest within 30 days from receipt of the Products, notice of other defects immediately latest within seven (7) working days after discovery, in any event within the agreed warranty period.
- 14.3 Purchaser shall not dispose of allegedly defective Products until all warranty and/or damage claims are finally settled. At its request, defective Products are to be placed at Georg Fischer's disposal.
- 14.4 At its request, Georg Fischer shall be given the opportunity to inspect the defect and/or damage, prior to commencement of remedial work, either itself or by third party experts.

15 Warranty

- 15.1 At the written request of the Purchaser, Georg Fischer undertakes to repair or replace at its discretion, as quickly as possible and free of charge, all Products supplied which demonstrably suffer from faulty design, materials or workmanship, from faulty operating or installation instructions or which become defective or unusable due to faulty advice. In order to protect employees from toxic or radioactive substances which may have been transported through defective parts returned to Georg Fischer's sales organisation, said parts must be accompanied by a Material Safety Disclosure Form. The form may be obtained from Georg Fischer's local sales company or via www.piping.georgfischer.com. Replaced parts shall become property of Georg Fischer, unless Georg Fischer waives such claim.
- 15.2 For Products which are manufactured to specifications, drawings or patterns supplied by the Purchaser, Georg Fischer's warranty shall be restricted to proper materials and workmanship.
- 15.3 The Purchaser shall be entitled to rescind the contract or to demand a reduction of the contract price if
 - the repair or replacement of the defective Product is impossible
 - the defective Product is not repaired or replaced within a reasonable period
 - Georg Fischer refuses the repair or replacement or if for reasons attributable to Georg Fischer the repair or replacement is delayed.
- 15.4 For Products or essential components manufactured by a third party and supplied by Georg Fischer under this contract, Georg Fischer's warranty is limited to the warranty provided by said third party.
- 15.5 This warranty shall not apply to damage resulting from normal wear and tear, improper storage and maintenance, failure to observe the operating instructions, oversteering or overloading, unsuitable operating media, unsuitable construction work or unsuitable building ground, improper repairs or alterations by the Purchaser or third parties, the use of other than original spare parts and other reasons beyond Georg Fischer's control.
- 15.6 No action or claim may be brought by the Purchaser on account of any alleged breach of warranty or any other obligation of Georg Fischer after the expiration of twelve (12) months from receipt of the Products by the end user or at the latest within eighteen (18) months of the Products being despatched by Georg Fischer.
- 15.7 In case of Products for use in domestic installations or in utilities
 - Georg Fischer will assume the costs of dismantling the defective Product and restoring the damaged object up to CHF 1'000'000 per occurrence.
 - warranty or damage claims - contrary to Section 15.6 - are time-barred five (5) years from the date of installation or seven (7) years from the production date, whichever is earlier.

16 Limitation of Liability

The rights and remedies of the customer shall be exclusively governed by these General Conditions of Supply and shall be in lieu of any remedies at law. All further claims for damages, reduction of the purchase price, termination of or rescission of the contract are excluded. In no case whatsoever shall the customer be entitled to claim damages other than compensation for costs of remedying defects in the supplies. This in particular refers, but shall not be limited, to loss of production, loss of use, loss of orders, loss of profit, third party recovery claims and other direct or indirect or consequential damages. This limitation of liability equally applies to the extent Georg Fischer is liable for acts or omissions of its employees or third parties engaged for the performance of its obligations. It does not apply in case of unlawful intent or gross negligence on the part of Georg Fischer's management and in case of Georg Fischer's statutory liability, in particular under applicable product liability laws.

17 Severability

Should any term or clause of these General Conditions in whole or in part be found to be unenforceable or void, all other provisions shall remain in full force and effect and the unenforceable or void provision shall be replaced by a valid provision, which comes closest to the original intention of the unenforceable or invalid provision.

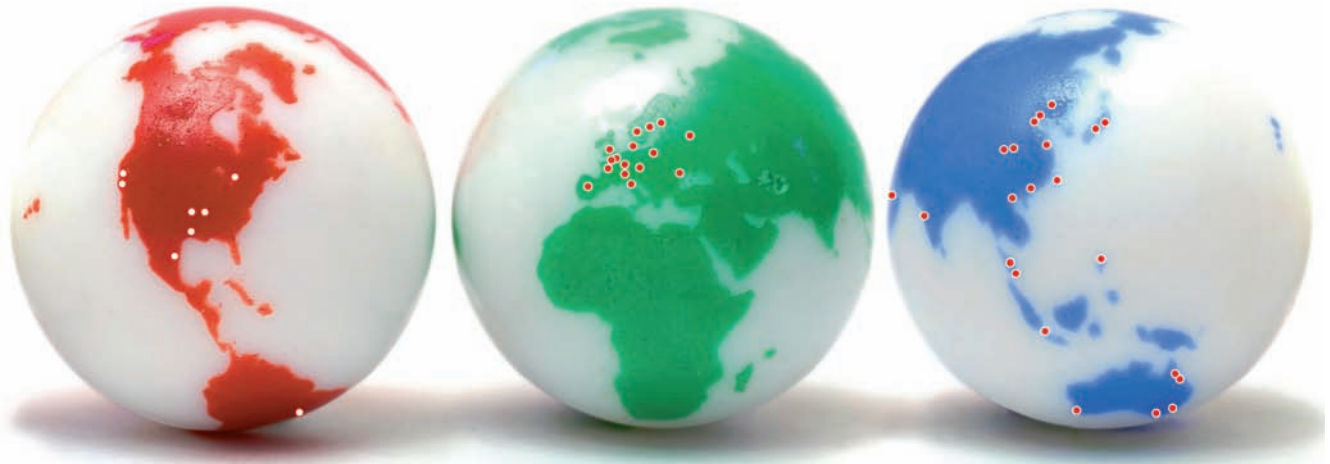
18 Place of Performance and Jurisdiction

- 18.1 Place of performance for the Products shall be the Georg Fischer works from which the Products are despatched.
- 18.2 The contract shall be governed by Swiss law without regard to conflict of law provisions that would require the application of another law.
- 18.3 Any civil action based upon any alleged breach of this contract shall be filed and prosecuted exclusively in the courts of Schaffhausen, Switzerland. Georg Fischer however reserves the right to file actions in any court having jurisdiction over controversies arising out of or in connection with the present contract.

GF Piping Systems – worldwide at home

Our sales companies and representatives ensure local customer support in over 100 countries.

www.piping.georgfischer.com



The technical data are not binding. They neither constitute expressly warranted characteristics nor guaranteed properties nor a guaranteed durability. They are subject to modification. Our General Terms of Sale apply.

Adding Quality to People's Lives

Argentina/Southern South America

Georg Fischer Central Plastics
Sudamérica S.R.L.
Buenos Aires, Argentina
Phone +5411 4512 02 90
gfccentral.ps.ar@georgfischer.com

Australia

George Fischer Pty Ltd
Riverwood NSW 2210 Australia
Phone +61(0)2 9502 8000
australia.ps@georgfischer.com
www.georgfischer.com.au

Austria

Georg Fischer
Rohrleitungssysteme GmbH
3130 Herzogenburg
Phone +43(0)2782 856 43-0
austria.ps@georgfischer.com
www.georgfischer.at

Belgium/Luxembourg

Georg Fischer NV/SA
1070 Bruxelles/Brüssel
Phone +32(0)2 556 40 20
be.ps@georgfischer.com
www.georgfischer.be

Brazil

Georg Fischer Ltda.
04795-100 São Paulo
Phone +55(0)11 5525 1311
br.ps@georgfischer.com
www.georgfischer.com.br

Canada

Georg Fischer Piping Systems Ltd
Brampton, ON L6T 4E3
Phone +1(905)792 8005
Fax +1(905)792 6667
ca.ps@georgfischer.com
www.georgfischer.ca

China

Georg Fischer
Piping Systems Ltd Shanghai
Pudong, Shanghai 201319
Phone +86(0)21 58 13 33 33
china.ps@georgfischer.com
www.georgfischer.cn

Denmark/Iceland

Georg Fischer A/S
2630 Taastrup
Phone +45 (0)70 22 19 75
info.dk.ps@georgfischer.com
www.georgfischer.dk

Finland

Georg Fischer AB
01510 VANTAA
Phone +358 (0)9 586 58 25
Fax +358 (0)9 586 58 29
info.fi.ps@georgfischer.com

France

Georg Fischer SAS
95932 Roissy Charles de Gaulle Cedex
Phone +33(0)1 41 84 68 84
fr.ps@georgfischer.com
www.georgfischer.fr

Germany

Georg Fischer GmbH
73095 Albershausen
Phone +49(0)7161 302-0
info.de.ps@georgfischer.com
www.georgfischer.de

India

Georg Fischer Piping Systems Ltd
400 076 Mumbai
Phone +91 224007 2001
in.ps@georgfischer.com
www.georgfischer.in

Italy

Georg Fischer S.p.A.
20063 Cernusco S/N (MI)
Phone +3902 921 861
it.ps@georgfischer.com
www.georgfischer.it

Japan

Georg Fischer Ltd
556-0011 Osaka,
Phone +81(0)6 6635 2691
jp.ps@georgfischer.com
www.georgfischer.jp

Korea

Georg Fischer Piping Systems
271-3 Seoheyeon-dong Bundang-gu
Seongnam-si, Gyeonggi-do
Seoul 463-824
Phone +82 31 8017 1450 3
Fax +82 31 8017 1454
kor.ps@georgfischer.com
www.georgfischer.kr

Malaysia

George Fischer (M) Sdn. Bhd.
40460 Shah Alam, Selangor Darul Ehsan
Phone +60 (0)3 5122 5585
my.ps@georgfischer.com
www.georgfischer.my

Mexico/Northern Latin America

Georg Fischer S.A. de C.V.
Apodaca, Nuevo Leon
CP66636 Mexico
Phone +52 (81)1340 8586
Fax +52 (81)1522 8906
mx.ps@georgfischer.com
www.georgfischer.mx

Middle East

Georg Fischer Piping Systems
Dubai, United Arab Emirates
Phone +971 4 289 49 60
info.export@georgfischer.com
www.export.georgfischer.com

Netherlands

Georg Fischer N.V.
8161 PA Epe
Phone +31(0)578 678 222
nl.ps@georgfischer.com
www.georgfischer.nl

Norway

Georg Fischer AS
1351 Rud
Phone +47(0)67 18 29 00
no.ps@georgfischer.com
www.georgfischer.no

Poland

Georg Fischer Sp. z o.o.
05-090 Sekocin Nowy
Phone +48(0)22 31 31 0 50
poland.ps@georgfischer.com
www.georgfischer.pl

Romania

Georg Fischer
Piping Systems Ltd
020257 Bucharest - Sector 2
Phone +40(0)21 230 53 80
ro.ps@georgfischer.com
www.export.georgfischer.com

Russia

Georg Fischer Piping Systems
Moscow 125047
Tel. +7 495 258 60 80
ru.ps@georgfischer.com
www.georgfischer.ru

Singapore

George Fischer Pte Ltd
528 872 Singapore
Phone +65(0)67 47 06 11
sgp.ps@georgfischer.com
www.georgfischer.sg

Spain/Portugal

Georg Fischer S.A.
28046 Madrid
Phone +34(0)91 781 98 90
es.ps@georgfischer.com
www.georgfischer.es

Sweden

Georg Fischer AB
117 43 Stockholm
Phone +46(0)8 506 775 00
info.se.ps@georgfischer.com
www.georgfischer.se
www.georgfischer.fi

Switzerland

Georg Fischer
Rohrleitungssysteme (Schweiz) AG
8201 Schaffhausen
Phone +41(0)52 631 30 26
ch.ps@georgfischer.com
www.piping.georgfischer.ch

Taiwan

Georg Fischer Piping Systems
San Chung City, Taipei Hsien
Phone +886 2 8512 2822
Fax +886 2 8512 2823
www.georgfischer.tw

United Kingdom/Ireland

Georg Fischer Sales Limited
Coventry, CV2 2ST
Phone +44(0)2476 535 535
uk.ps@georgfischer.com
www.georgfischer.co.uk

USA/Caribbean

Georg Fischer LLC
Tustin, CA 92780-7258
Phone +1(714) 731 88 00
Toll Free 800 854 40 90
us.ps@georgfischer.com
www.gfiping.com

Vietnam

Georg Fischer Pte Ltd
136E Tran Vu, Ba Dinh District, Hanoi
Phone +84 4 3715 3290
Fax +84 4 3715 3285

International

Georg Fischer
Piping Systems (Switzerland) Ltd.
8201 Schaffhausen/Switzerland
Phone +41(0)52 631 30 03
Fax +41(0)52 631 28 93
info.export@georgfischer.com
www.export.georgfischer.com

GFDO_6238_4 (05.11)

© Georg Fischer Piping Systems Ltd.
CH-8201 Schaffhausen/Switzerland, 2011
Printed in Switzerland

+GF+

GEORG FISCHER
PIPING SYSTEMS